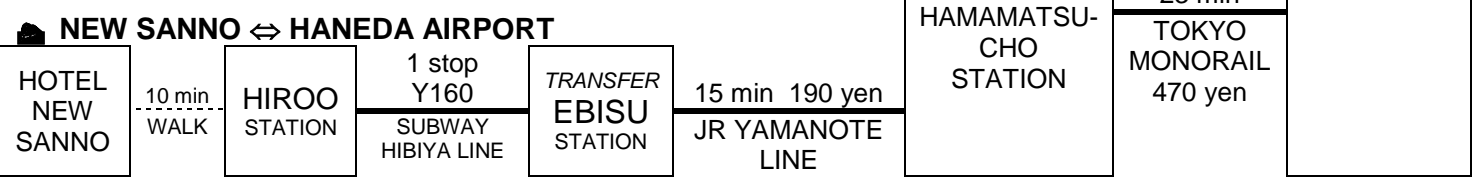
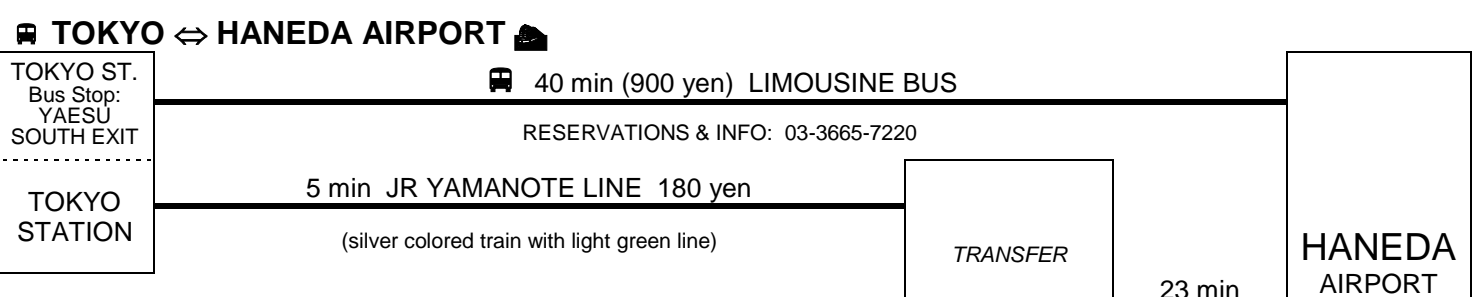
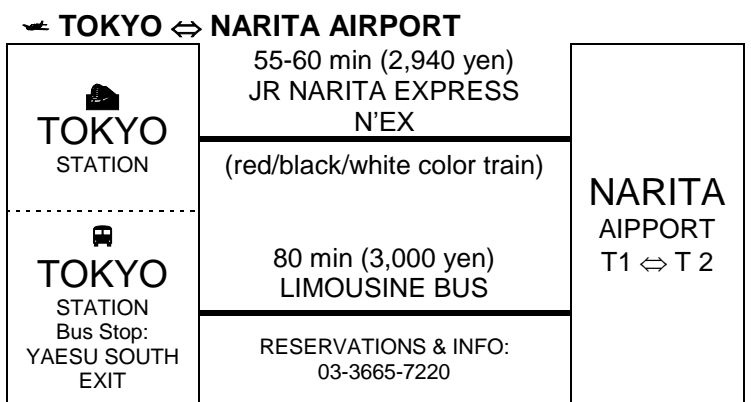
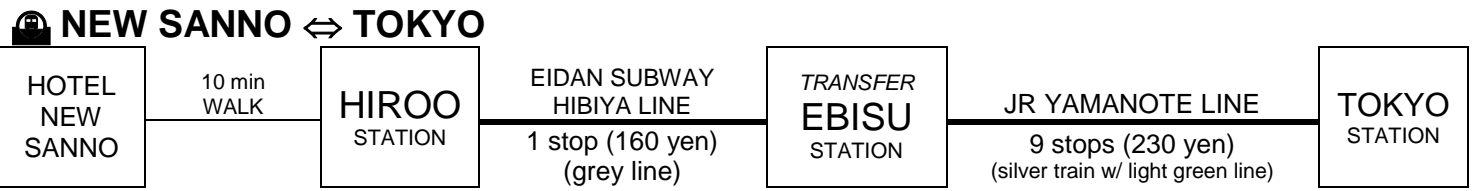
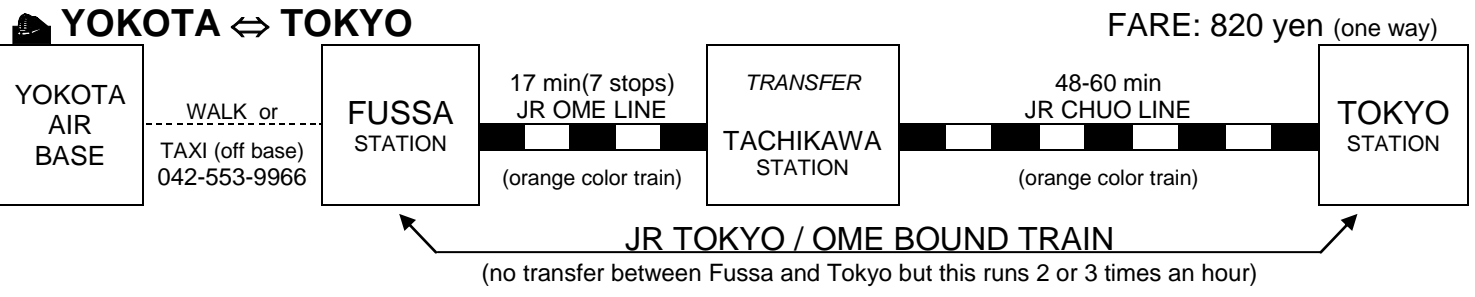
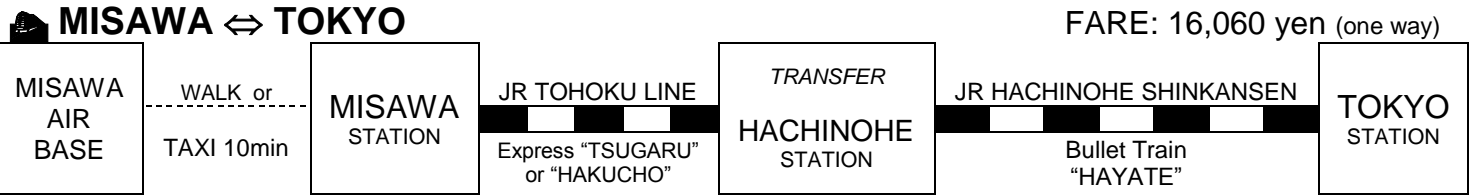




TRAIN & BUS DIRECTIONS



*All JR train and subway lines display station names in both Japanese and alphabet lettering on platform signboards. The name of the station is in large letters in the center of the sign; names of adjacent stations appear below or to either side.
 *JR fare varies ±200 yen due to the seasonal conditions. (busy or off season)

*More directions on the back



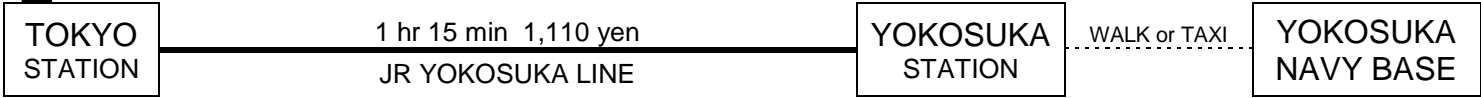
TRAIN & BUS DIRECTIONS



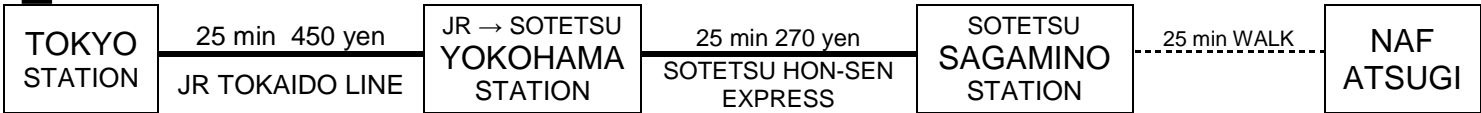
YOKOTA ⇄ HANEDA AIRPORT



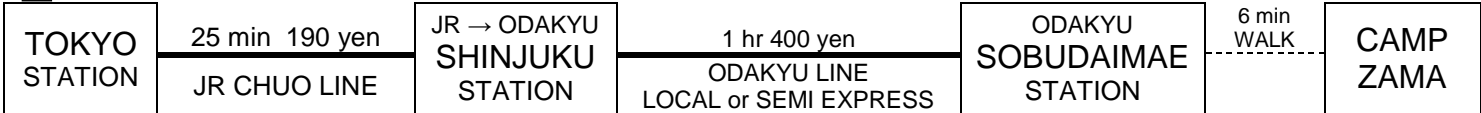
TOKYO ⇄ YOKOSUKA NAVY BASE



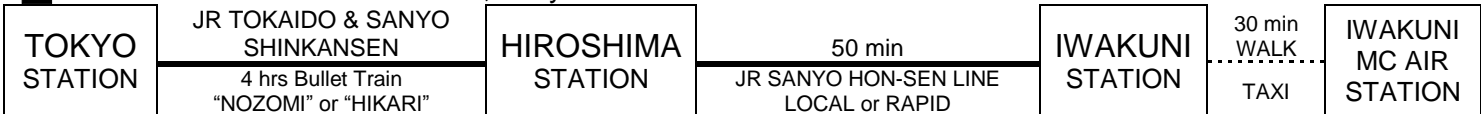
TOKYO ⇄ NAF ATSUGI



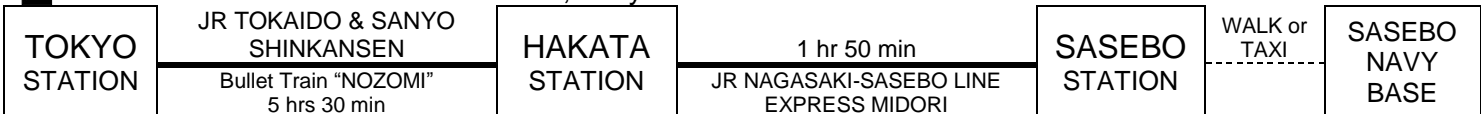
TOKYO ⇄ CAMP ZAMA



TOKYO ⇄ IWAKUNI MCAS 19,090 yen



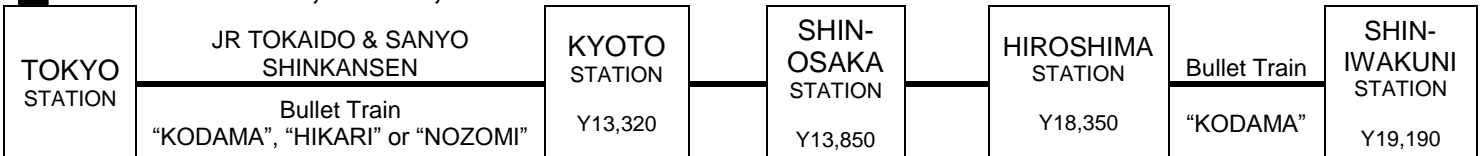
TOKYO ⇄ SASEBO NAVY BASE 24,080 yen



TOKYO ⇄ TOKYO DISNEY RESORT



TOKYO ⇄ KYOTO, OSAKA, HIROSHIMA & IWAKUNI



*KODAMA trains make all stops along the route. HIKARI trains stop all "primary" stations including Tokyo, Shin-Yokohama, Nagoya, Kyoto, Osaka, Okayama, Hiroshima and Hakata.

*NOZOMI trains stop only the main stations and at present, the NOZOMI trains do not offer non-reserved seating as do the HIKARI and KODAMA trains. Express surcharge is higher than KODAMA & HIKARI.

Useful Tips:

JR East English Info Line: 03-3423-0111 (10am-6pm except during the year-end and New Year period)

JR English Web-site: <http://www.jreast.co.jp/e/index.html>

Limousine Bus English Web-site: <http://www.limousinebus.co.jp/e/index.html>



TRAIN & BUS DIRECTIONS



JR (Japan Railway) Ticket Info: Between Misawa and Tokyo, you will need three tickets, ① Basic Fare ticket, ② Express ticket between Misawa and Hachinohe, and ③ Express ticket for Bullet train between Hachinohe and Tokyo.

① Basic Fare Ticket (Joshaken):
Train fare from your departing station to your destination. Misawa ~ Tokyo

Basic Fare Tickets (Joshaken)

Labels on the ticket: Originating Station (東京都区内 TOKYO WARD AREA), Destination (仙台市内 SENDAI CITY ZONE), Total Amount (¥5,780), Effective for the number of days indicated from the date of departure indicated (15-3-23).

② Express Ticket (Tokkyu-Ken)
Hachinohe ~ Tokyo / Reserved Seat Only
Express surcharge for Bullet train (Shinkansen)

Reserved Seat Limited-Express Ticket

Labels on the ticket: Originating Station (東京 TOKYO), Destination (仙台 SENDAI), Departure Time (4月15日 6:56), Non-smoking Seat (8号A席), Seat Number (8号A席), Car Number (8号車), Train Name (15-3-23), Total Amount (¥5,010).

③ Express Ticket (Tokkyu-Ken) / Misawa ~ Hachinohe / Reserved or Non-Reserved Seat

Limited-Express Ticket

Labels on the ticket: Originating Station (東京 TOKYO), Destination (仙台 SENDAI), Departure Date (4月1日), Total Amount (¥4,300).

Ticket Information, such as changes on tickets and refund policy: Please go to the website.

http://www.jreast.co.jp/e_ticket/index.html

Useful Tips:

- JR East English Info Line: 03-3423-0111 (10am-6pm except during the year-end and New Year period)
- JR English Web-site: <http://www.jreast.co.jp/e/index.html>
- Limousine Bus English Web-site: <http://www.limousinebus.co.jp/e/index.html>

*All JR train and subway lines display station names in both Japanese and alphabet lettering on platform signboards.
The name of the station is in large letters in the center of the sign; names of adjacent stations appear below or to either side.
*JR fare varies ±200 yen due to the seasonal conditions. (busy or off season)

BUS INFORMATION

SHIMODA → TOKYO

Shimoda→Tokyo		Tokyo→Shimoda	
Depart Aeon Shimoda Mall	Arrive Tokyo Station	Depart Tokyo Station	Arrive Shimoda Mall
20:42	06:30	21:50	07:33

FARE

Adult(13yrs & older)		Child(0-12yrs old)	
One way	Round Trip	One Way	Round Trip
Y10,000	Y18,000	Y5,000	Y9,000

HACHINOHE → TOKYO

Hachinohe→Tokyo		Tokyo→Hachinohe	
Depart Hachinohe Lapia Bus Terminal	Arrive Tokyo	Depart Tokyo	Arrive Hachinohe Lapia Bus Terminal
21:20	06:30	21:50	07:00
22:00	07:10	22:50	08:00

FARE

Adult(13 yrs & older)		Child(0-12yrs old)	
One way	Round Trip	One way	Round Trip
Y9,500	Y17,100	Y4,750	Y8,550

Towada Kanko Dentetsu (Bus)→

Hachinohe Reservation Office: 0178-43-4521 (Japanese language)

Towada Reservation Office: 0176-23-3136 (Japanese language)

The bus operates daily, but reservations must be made in advance.

The Misawa ITT office on base can assist you with making reservations, then you will need to pick up your tickets within one day at the Misawa Bus Station (adjacent to the train station on the right). Call ITT at 226-3555 for more information.

Directions to Lapia Mall bus stop→ from the toll road, exit Hachinohe Station.

Make a right on Highway 45 and travel straight for about 15 minutes until you come to T- Intersection with Sega World in front of you. Make a left turn in this intersection and get into the right lane. You will make a right turn at the very first opportunity (there will be a barrier separating the lanes of traffic). Travel straight down to the road and the Fantasy Dome will be directly in front of you. Just follow the P parking signs on your left to park.

Directions to Shimoda bus stop→ exit out of Shimoda Mall main parking area and turn left at the light towards the Toll Road entrance. At the next light, make a U-turn and Takeda Sports will be on the left. The covered bus stop is across from Takeda Sports.

MISAWA → TOKYO

Misawa→Tokyo		Tokyo→Misawa	
Depart Misawa Station	Arrive Tokyo Station	Depart Tokyo Station	Arrive Misawa Station
19:10	06:50	21:00	06:50
20:15	07:05	21:40	07:05

FARE

Adult (One way / Per Seat)
Y6,800~Y9,400
Price will change depend on Weekend or Japanese Holiday

Willer Express (Bus)→

Reservation Office: 050-5536-4767 (Japanese language)

The bus operates daily, but reservations must be made in advance.

The Misawa ITT office on base can assist you with making reservations; payment must be made by credit card by phone. ITT will receive the reservation number by Fax, which will be your ticket. Call ITT at 226-3555 for more information.

Directions to Misawa Station bus stop→ from the Main Gate go straight toward to Misawa City Hall. Turn right at the 2nd traffic light toward to Aomori & Towada (City Hall Street). Turn left at 4th traffic light. You will pass YOSHINOYA on the left, UNIVERSE on the right, COCO'S on the left and McDonald on the right. Continue straight. After the 3rd light, the road will begin to go downhill, curving to the right, left, and right again. At the 4th light, you will see the train station 150 meters in front of you.

At the station, the road “T”s. To the left is the pickup/drop-off point. To the right is a pay parking lot. Parking is ¥100 per hour. You CANNOT park your car here overnight.

Bus Station will be at Misawa Station East Exit.