

**Welcome  
to  
Misawa Air Base, Japan!**



Airman and Family Readiness Center

DSN: 226-4735

[35fss.afrc@misawa.af.mil](mailto:35fss.afrc@misawa.af.mil)

<http://www.35fss.com>

*Revised April 2010*

## TABLE OF CONTENTS

<a href="#">Memo for Inbound Personnel</a> .....	3
<a href="#">Misawa Air Base Fact Sheets</a> .....	4
<a href="#">Frequently Used Resources</a> .....	10
<a href="#">1. Before You Arrive</a> .....	11
<a href="#">A. Billeting Arrangements</a> .....	12
<a href="#">B. Calling Misawa</a> .....	12
<a href="#">C. Car / License Information</a> .....	12
<a href="#">D. Housing</a> .....	13
<a href="#">E. Mail Box</a> .....	19
<a href="#">F. Pets</a> .....	19
<a href="#">G. TRICARE Coverage When PCSing</a> .....	22
<a href="#">2. Arrival Information</a> .....	23
<a href="#">A. Traveling to Misawa</a> .....	23
<a href="#">B. In-processing</a> .....	37
<a href="#">C. First Term Airman's Center (FTAC)</a> .....	38
<a href="#">3. Community Information</a> .....	39
<a href="#">A. Location and Geography</a> .....	39
<a href="#">B. Weather</a> .....	39
<a href="#">C. Festivals and Holidays</a> .....	40
<a href="#">D. Time Conversion</a> .....	41
<a href="#">E. Employment Opportunities</a> .....	42
<a href="#">F. Schools</a> .....	44
<a href="#">G. Child Care</a> .....	46
<a href="#">H. Medical Care</a> .....	48
<a href="#">I. Chapel / Worship</a> .....	49
<a href="#">J. Recreation</a> .....	50
<a href="#">K. Phones and Internet</a> .....	51
<a href="#">L. Television and Radio</a> .....	52
<a href="#">M. Cars</a> .....	52
<a href="#">N. Pets</a> .....	52
<a href="#">O. Base Directory</a> .....	53
<a href="#">4. Japanese Language / Culture</a> .....	57
<a href="#">A. Survival Tips</a> .....	57
<a href="#">B. Yen Rate</a> .....	57
<a href="#">C. Language Guide</a> .....	57
<a href="#">D. Eating out</a> .....	58
<a href="#">5. Restaurant Map</a> .....	60



**DEPARTMENT OF THE AIR FORCE**  
**PACIFIC AIR FORCES**

20 OCT 2009

MEMORANDUM FOR INBOUND PERSONNEL

FROM: 35 FW/CC

Subject: Welcome to Misawa Air Base

1. As the Misawa Air Base Installation and 35th Fighter Wing Commander, it is my distinct pleasure to welcome you to Misawa. This is a special base where members of U.S. Army, Navy and Air Force serve alongside Japan Air Self Defense Force personnel with a clear mission: To defend Japan and increase the security of the Pacific Region. Everyone takes great pride in being part of this diverse, mission-oriented team.
2. "Team Misawa" is consistently recognized for outstanding performance. In addition to many individual and unit awards, Misawa Air Base earned an overall "Excellent" rating in our 2007 Headquarters Pacific Air Forces Operational Readiness Inspection and was the 2005 Commander In Chief's Installation Excellence Award winner. We work hard, but we are also vigilant to take care of each other. Without question, our quality of life is second to none.
3. You are joining the Misawa family at a dynamic time. The installation has been expanding over the past 10 years and continues to grow! We are very proud of our outstanding facilities, including three schools, a state-of-the-art hospital, a consolidated club facility, a consolidated support building and a modern Base Exchange/Commissary mall. Recently completed projects include the Weasels' Den indoor recreation facility, the Mokuteki Community Center, a state-of-the-art Bong Theater/Training Center, and 138 new housing units, built in 2003-2006, with over 1,000 whole-house renovations to come in the next few years.
4. The local Misawa community provides many great opportunities to see Northern Japan. I strongly encourage you to get out and get involved. Our Japanese hosts are very friendly and will welcome you to experience their culture, food, dancing and festivals. The varied activities, both on and off base, offer something for everyone, and enhance our community spirit and teamwork.
5. Superior community standards and realistic training programs enable the 35th Fighter Wing and its tenant units to stand ready to respond on short notice whenever and wherever tasked. I am confident you will find your assignment at Misawa challenging and rewarding. Misawa is an excellent place to live, work, learn and play. Again, welcome to Misawa!

A handwritten signature in black ink, reading "Del R. Stilwell".

DAVID R. STILWELL, Colonel, USAF  
Commander  
Misawa Air Base Installation and 35th Fighter Wing



# FACT SHEET

UNITED STATES AIR FORCE

<http://www.misawa.af.mil/orgs/pa>

35th Fighter Wing

DSN Phone 226-3075, FAX 226-9342

Office of Public Affairs

Commercial Phone: 0176-53-5181, Ext. 226-3075

Misawa Air Base, Japan 96319-5009

Commercial Fax 0176-53-5181, Ext. 226-9342

## 35th Fighter Wing

The 35th Fighter Wing is the host unit at Misawa Air Base, Japan — the northernmost U.S. air base in Japan. The only combined, joint service installation in the Western Pacific, Misawa Air Base is located on the shores of Lake Ogawara in Misawa City in the Aomori Prefecture.

### Mission

The wing's mission is to "protect U.S. interests in the Pacific and assist in the defense of Japan with sustained forward presence, worldwide deployable forces, and focused mission support."

The 35 FW employs two squadrons of the Block 50 model F-16CJ Fighting Falcon. The wing conducts daily F-16 flight training to maintain its combat readiness edge. Its pilots fly air-to-air weapons delivery exercises over water and sharpen their air-to-ground skills using the Draughon Range located 12 miles north of Japan.

In addition to its flight training schedule, the wing holds quarterly local operational readiness exercises, which allow its people to concentrate training on war fighting skills essential for readiness. The 35 FW also maintains its readiness by participating in Pacific Air Forces-sponsored exercises, including RED FLAG-Alaska, COPE TAUFAN in Malaysia, and COMMANDO SLING in Singapore. The wing also participates in other joint and bilateral exercises, such as NORTHERN EDGE in Alaska and KEEN SWORD in Japan.

Additionally, the wing has continually supported the War on Terror, including two deployments of F-16s and personnel in support of ENDURING and IRAQI FREEDOM in 2007.

### Composition

Four groups are assigned to the 35 FW: the 35th Maintenance Group, 35th Medical Group, 35th Mission Support Group and 35th Operations Group. The 35 FW also serves as the host unit to a variety of associate units representing all four U.S. military services. One such unit, Misawa Security Operations Center, includes Naval Air Facility Misawa; Naval Information Operations Command Misawa; Sub-Unit

2, Company I Marine Support Battalion; 373d Intelligence Group, and the Army's 403d Military Intelligence Detachment.

## **History**

Originally activated at Johnson Air Base, Japan on August 10, 1948 the wing carries the bestowed honors of the Army Air Force's 35th Fighter Group, established on December 22, 1939.

Through various reorganizations, redesignations, inactivations and reactivations, many installations throughout the globe became home to the 35th Fighter Wing and its changing mission. Originally the 35th flew air defense over Japan but, in 1950, the wing deployed a tactical group and two squadrons to support ground forces during the Korean War.

From 1971 to 1992, the 35th called George Air Force Base, CA, home. During Operation DESERT STORM, the 35th operated out of Bahrain and played a key role in the war's successful air campaign, flying 3,072 combat missions totaling more than 10,000 hours. From May 1993 to September 1995, the 35th operated out of Naval Air Station Keflavik, Iceland.

After a 37-year absence, the 35 FW returned to its roots October 1, 1994, when it replaced and assumed the mission of the 432nd Fighter Wing at Misawa Air Base. Since achieving initial operating capability with its F-16CJ aircraft in 1996, the wing's fighter squadrons deployed nine times to Southwest Asia for Operation SOUTHERN WATCH and three times for Operation NORTHERN WATCH. In March 2003, the 14 FS supported Operation IRAQI FREEDOM while deployed to SWA, flying 238 combat sorties and 1,336 hours including missions over Baghdad during "shock and awe," the opening night of the war.

Throughout the 35th Fighter Group's and 35 FW's sixty-six year history, it has flown 25 different aircraft. Its major unit awards and citations include a Distinguished Unit Citation, a Presidential Unit Citation, a Republic of Korea Presidential Unit Citation, six Air Force Outstanding Unit Awards with Combat "V" device, eight Air Force Outstanding Unit Awards, and three Republic of Vietnam Gallantry Crosses with Palm.

## **Naval Air Facility Misawa**

The Mission of Naval Air Facility, Misawa is to maintain and operate facilities for and to provide support services and material to operational aviation activities and units of the United States Navy and other activities as directed by higher authority. NAF Misawa is host to 16 Navy commands and activities and includes approximately 660 Sailors and 591 dependants.

The NAF Commanding Officer is also the Area Coordinator for all Naval forces in Northern Japan. The NAF command structure has seven departments to include administration, safety, operations and supply. A variety of divisions are assigned under each department to handle specific jobs.

### **NAF Departments**

NAF Misawa is made up of seven departments including:

- NAF Administration provides administrative support on a variety of correspondence, and is the sole collection and distribution point for all incoming and outgoing mail for all the tenant commands. Additional services include Command Career Counselor and Public Affairs Officer, and various special programs to Navy personnel.
- Navy Security Forces provides Physical Security and Force Protection to Naval assets and deployed forces. They maintain security over the Hachinohe POL and over 17 miles of associated pipeline. They also perform investigations, fingerprinting, and auxiliary forces training.

- Operations is divided into three divisions (Administration, Flight Support, and Ground Electronics) that perform many related tasks such as coordinating/scheduling of NALO flights and training, providing logistical support to NALO, tactical and other transient Navy, Marine and Army aircraft; and maintaining VHF ground to air and handheld communications for P-3 detachments deployed to Misawa and tenant commands.
- The Supply Department takes care of the Combined Bachelor Housing (CBH) and monitors the NAF fiscal budget. The CBH houses deployed squadrons, NAF personnel, tenant commands, and transient personnel. In 2006 the CBH staff was awarded the 6<sup>th</sup> consecutive Admiral Zumwalt Award for Bachelor Housing Excellence.
- ITOC Misawa provides local hands on Secret Internet Protocol Router Network and Non Secure Internet Protocol Router Network Local Area Network support for all Navy Misawa activities 12 hours a day, 5 days a week and on call for operational emergencies 24 hours a day, 7 days a week.
- The Safety Department provides regionalized safety services for Misawa such as explosive safety, traffic safety and off-duty/recreational safety. They work with 35FW Safety on winter awareness briefs, “Tie One On” campaigns, and hazard reporting. In 2006 the department was awarded the 6th Consecutive CNFJ NAVOSH Award for the Safety Program.

## **Tenant commands**

NAF also plays host to several tenant commands at Misawa including:

- Aircraft Intermediate Maintenance Department (AIMD) provides intermediate maintenance level support for deployed P-3 Orion aircraft and transient support for visiting Carrier Air Wings/Marine Air Groups and visiting aircraft.
- Aviation Support Division (ASD) provides Ready-for-Issue aviation material to organizational and intermediate level maintenance activities.
- CNFJ HRO provides a full range of civilian personnel actions for U.S. Naval Forces Activities and serviced Tenant Commands. The services include standard civilian personnel management functions of staffing, compensation, wage and classification, labor and employee relations and services, employee development, and equal employment opportunity.
- Commander Task force 57/72 maintains the operational readiness of forward deployed Maritime Patrol and Reconnaissance Aviation Forces and operates the Tactical Support Center.
- Educational and Developmental Intervention Services (EDIS) is a congressionally mandated program providing specialty services to children from birth to age twenty one.
- Fleet and Industrial Supply Center (FISC Det) Site Misawa is responsible for the stock control, inventory accuracy, and material management of 6388 line items valued at \$135,000,000 for deployed P-3 squadrons.
- Mobile Mine Assembly Unit Twelve (MOMAU 12) stores, maintains, and assembles underwater mines in support of CINCPACFLT and COMSEVENTHFLT mining operations.
- Naval Communications Detachment (NCD) provides tactical support and controls communications, manages the Communications Security Material System (CMS), and provides Gateguard technical assistance.
- Navy College Office provides professional counseling and advisement for Sailors on all matters relating to academic programs, tuition assistance, SMART Transcripts, SOCNAV agreements, CLEP/DANTES and Excelsior testing options.
- Navy Munitions Command (NMC) Misawa Annex is responsible for the receipt, stowage and issue of munitions for local, transient, and deployed pacific theatre commands. NAF Weapons consists of Aviation Ordnanceman who handle aviation Class V (A) ammunition issues from safety to procurement, storage, build-up, delivery, and subsequent aircraft loading and downloading. AOs are also responsible for the organizational and intermediate maintenance of equipment including aircraft weapons systems, guns, and gun pods.

- Naval Oceanography Antisubmarine Warfare Detachment (NPOD) provides meteorological and oceanographic services to all military activities, staffs, units, and to all transiting military units, including other local DoD activities requesting support.
- Personnel Support Activity Detachment (PSD) provides pay, personnel, and passenger transportation services to DoD personnel and their families.
- Public Works (NAVFAC FE) is in charge of facility support and planning, SRM & Facility Services, JFIP & Special Projects, engineering and acquisition, Base Support Vehicles and equipment, energy conservation and utilities management, environmental support, and has a Crane Certification Program.
- Region Legal Service Office (RLSO) Branch Misawa Japan provides a full panoply of government legal services, court-martial prosecution, and command legal advice and support.
- U.S. Navy Information Operations Command (NIOC) in Misawa is a command of 300 sailors which continues a long-standing reputation for excellence handed down by its predecessors since 1971.
- Deployed patrol squadrons (VP) are temporarily assigned to Misawa on six-month rotations and are tasked with patrolling the waters for submarines and surface ships. The patrol squadrons fly the latest models of the P-3 Orion pursuit aircraft and work closely with other Seventh Fleet units to provide long-range reconnaissance and surveillance.

---



---

## **Commander, Patrol and Reconnaissance Forces SEVENTH and FIFTH Fleet**

### **Mission**

The primary mission of Patrol and Reconnaissance Force SEVENTH Fleet/FIFTH Fleet (Task Force 72/Task Force 57) is to train and maintain the operational readiness of two forward deployed patrol squadrons of P-3C aircraft and two detachments of EP-3E Aries II aircraft.

The mission of the Lockheed-Martin P-3C is to conduct Anti-Submarine Warfare (ASW), fleet support and Intelligence, Surveillance, Reconnaissance (ISR) missions. The EP-3E Aries II provides signals intelligence reconnaissance that exploits a wide range of electronic emissions from deep within a targeted territory.

The Area of Responsibility includes 56 million square miles of the Pacific and Indian Oceans and the Arabian Gulf region, including the Red Sea and East Africa.

### **Composition**

Task Force 72 is comprised of four Task Groups. They are located at Diego Garcia, BIOT, Kadena AB, Okinawa, Japan and two Task Groups located at NAF Misawa, Japan. A Tactical Support Center is located at each of these locations. Over 1,100 personnel and 12 P-3 aircraft from two patrol squadrons, one reconnaissance squadron detachment and SEVENTH Fleet special detachment and assigned surface ships, are assigned to Task Force 72.

Task Force 57 consists of two Task Groups located in Manama, Bahrain, as well as detachments from nine countries that comprise the Global War on Terrorism Coalition Members. Over 900 personnel and 18 aircraft are assigned to Task Force 57, including coalition forces members deployed for Operation ENDURING FREEDOM.

## **History**

Commissioned in 1937 as Patrol Wing ONE, the Wing was first based at Kaneohe Bay, Hawaii. By 1942, the Wing sent a number of its squadrons forward to the Pacific and by the end of 1944, the Wing manned four separate bases. Altogether, more than thirty squadrons and fifteen seaplanes flew over 40,000 combat sorties.

From the outbreak of hostilities on the Korean Peninsula to the war's end, the Wing was assigned aerial reconnaissance of the East China Sea and Chinese coast from Korea to Hong Kong, and in doing so provided 24-hour coverage of the UN Forces' flanks and rear, allowing them to direct their focus northward.

The Wing, now known as CTF-72, assumed the additional designation as Coastal Surveillance Force, Vietnam in 1965. In 1968, during the PUEBLO incident, P-3s provided ASW protection by maintaining between one and three aircraft on station, around the clock, for nearly two months. Throughout the war, P-3s provided ASW coverage for Yankee station units, while electronic support from carrier-based EA-3 aircraft, WV-2Q and, after 1969, EP-3s assisted in countless air strikes.

Until 1967, the Wing's flag was flown from one of its seaplane tenders. In April of that year, the flag was shifted to a new permanent headquarters ashore at Naha, Okinawa. From this point forward, the patrol element of the Wing was composed exclusively of land-based aircraft.

On 23 February 1973, CTF-72 was relocated to Naval Radio Receiving Facility, Kami Seya, Japan. Five months later, when Patrol Force SEVENTH Fleet assumed full operational control of VQ-1, it was redesignated as Patrol and Reconnaissance Force, SEVENTH Fleet.

During the 1980s, ASW remained the focus of CTF-72's endeavors. During this decade, P-3's stood watch as they patrolled the Pacific Ocean, combating the threat of Soviet submarines during the Cold War.

As Operation DESERT SHIELD turned into DESERT STORM, P-3's flew an array of maritime missions, resulting in the complete destruction of the Iraqi Navy. Following the war, squadrons participated in Operation SOUTHERN WATCH. In 1995, to facilitate command and control over the increasing number of missions flown in the Arabian Gulf, the Wing assumed additional duties as CTF-57.

On 13 September 2001, CTF-57 established an expeditionary staff in Bahrain from which it directed all U.S. and coalition Maritime and Reconnaissance missions in support of Operation ENDURING FREEDOM (OEF), including countless missions overland Afghanistan. At the same time, CTF-72 oversaw similar operations in the Philippines.

In March 2003, CTF-57 demonstrated groundbreaking employment of MPRA aircraft overland Iraq in support of Operation IRAQI FREEDOM. P-3s flew armed surveillance and reconnaissance missions, both overland and in maritime roles, while simultaneously supporting OEF in multiple theaters. The CTF-57 coalition maritime patrol and reconnaissance task force came together against global terrorism in a significant way. This coalition, composed of more than 2500 people and 13 MPRA aircraft from nine coalition nations, executed over 2100 sorties flying more than 20,500 hours.

---

---

## **Misawa Security Operations Center**

An integral part of the U.S. military's intelligence community, the Misawa Security Operations Center at Misawa Air Base, Japan, is tasked with ensuring U.S. and allied forces have the needed secure communications and command, control and communication countermeasure support to thwart enemy counterintelligence agencies.

## **Composition**

The MSOC is composed of U.S. military members from each of its four service branches. Four U.S. military units at Misawa make up the MSOC: the 373d Intelligence Group, the Naval Security Group Activity Misawa, the 403rd Military Intelligence Detachment, and Sub-Unit 2 Company I Marine Support Battalion.

Each unit under the MSOC provides similar functions, including: rapid radio relay; secure communications; and command, control, communications and countermeasure support to U.S. and allied forces.

Unit members develop and apply techniques and material designed to ensure that friendly command and control communications are secure and protected from hostile countermeasures including interference, jamming and intrusion. They also advise U.S. and allied commanders concerning procedures and techniques, which could be used to counter enemy command and control communications.

Additional functions include: transmission security, research into electronic phenomena, direction-finding assistance to air-sea rescue and navigational aid.

---

---

## **Japan Air Self Defense Force at Misawa Air Base**

Misawa Air Base is the only military installation in Japan where the Japan Air Self Defense Force and U.S. Air Force conduct joint air operations. Misawa's strategic geographical location on the northern part of Japan's main island of Honshu is essential to the JASDF's northern defense role and the joint JASDF and U.S. military presence here produces a maximum level of security for Japan.

### **Units**

There are 18 major JASDF units assigned to Misawa. Among the key JASDF organizations assigned here is the Northern Air Defense Force Headquarters, which is responsible for maintaining the air defense for northern Japan and to respond to air territory violations over this part of the nation.

The NADF features two front-line units -- the 2nd Air Wing based at Chitose Air Base on the island of Hokkaido and the 3rd Air Wing based at Misawa. The NADF also includes the Northern Aircraft Control and Warning Wing and two Patriot missile groups.

The 3rd Air Wing serves as the host unit for JASDF members and units assigned here. The wing's F-2 and F-4EJ jet fighters have a variety of missions, including close air support, marine air support and the air defense of northern Japan against violations of Japanese air territory.

Other JASDF units based at Misawa operate the T-4 trainer, E-2C Hawkeye and the CH-47 logistics helicopter.

---

---

## FREQUENTLY USED RESOURCES

[Return to Table of Contents](#)

Relocating is an exciting and challenging experience. The following are some of the resources available to help your move go smoothly:

- **Your local Airman and Family Readiness Center, Fleet and Family Service Center, or Army Community Services:** These offices can provide access to information about Misawa and relocation in general.
- **Misawa Air Base Sites:** <http://www.misawa.af.mil/> and <http://www.35fss.com>
- **Guidelines for PCS'ing With Your Pet:** <http://www.usarj.army.mil/organization/vet/import.aspx> and <http://www.maff.go.jp/aqs/english/animal/dog/index.html>
- **Military Home Front:** The official Department of Defense website for quality of life. <http://www.militaryhomefront.dod.mil>
- **Overseas Housing Allowance:** Assignment to on base family housing will become mandatory on 1 September 2009 for active duty, accompanied members. Unaccompanied Officers and SNCOs will continue to be housed in the local community. Unaccompanied K&E personnel will be housed on base. If you're required to live off base, look up the housing allowance at the following website: <http://perdiem.hqda.pentagon.mil/perdiem>
- **Cost of Living Allowance:** <http://perdiem.hqda.pentagon.mil/perdiem>
- **Department of Defense Schools:** Find out about school systems: <http://www.dodea.edu> (DoDEA home page) and <http://www.pac.dodea.edu> (DoDDS Pacific Region)
- **Federal Employment:** <http://www.usajobs.opm.gov>
- **Air Force Crossroads:** This site has information on all branches of the service by location. <http://www.afcrossroads.com>
- **Maps on-line:** <http://www.mapquest.com>
- **Military One Source:** <http://www.militaryonesource.com>
- **TRICARE:** <http://www.ha.osd.mil>
- **Other Websites:**  
<http://www.misawajapan.com> (current events and upcoming festivals)  
<http://www.japantoday.com> (News - similar to USA Today website)  
<http://www.misawa-forums.com> (community website)

# 1. BEFORE YOU ARRIVE

[Return to Table of Contents](#)

Misawa AB authorizes **full JFTR for all accompanied military and DOD civilian personnel**. The Overseas Furnishings and Quarters report authorizes **full JFTR for unaccompanied members E5 and above, and DOD civilian personnel**. **Weight restriction is limited to members in grades E1-E4 unaccompanied who will reside in a fully furnished dormitory room.**

**Contractors and technical representative personnel are NOT authorized FMO support. Please get with your company to make arrangements for appliances/furnishings support.**

Refer to the PPCIG link and the Overseas Furnishings and Quarters report link that authorizes full JFTR for members identified above.

<https://tops.ppcigweb.sddc.army.mil/ppcig/query/international.do?viewType=detail&index=1>

[\(HTTP://ASK.AFPC.RANDOLPH.AF.MIL/MAIN\\_CONTENT.ASP?PRODS1=1&PRODS2=14&PRODS3=2468&P\\_FAQID=5821\)](http://ask.afpc.randolph.af.mil/main_content.asp?prods1=1&prods2=14&prods3=2468&p_faqid=5821)

Members with full weight entitlements must bring their essential household goods; i.e., living room set (couch, chair, coffee table, end table, lamps), dining room sets (table and chairs), and bedroom sets (bed, dresser or chest, night stand, lamps) while storing non-essential furnishing items in NTS (Non Temporary Storage) stateside.

Basic support items provided for the duration of a member's tour: stove, refrigerator, washer, and dryer for both on/off base housing.

\*\*Effective 1 January 2009, loaner furnishing kits are available for a maximum of 90 days for in/out PCS. The Air Force is the office of primary responsibility for the Furnishings Management Program which includes support for all DoD services.

The loaner kits consist of the basic living room, dining room, and bedroom set. Personnel will not be able to keep furnishings (excluding basic support items listed above) for the duration of their tour. Furnishing entitlements are based on your orders and we do not provide furnishings to support visitors or houseguests. There will be no extension approved on loaner sets except for the delay of your HHG shipment. Installation commanders may authorize exceptions when circumstances warrant (for example, when customer experiences hardships, natural disasters, or other unforeseen difficulties). Personnel must ensure they ship their own furnishings or will have to purchase furnishings here.

Inbound personnel should be cautioned against shipping everything they own. Government and local economy housing are generally smaller compared to those in the United States. It is recommended that you leave large furniture items or excess household goods in stateside non-temporary storage. Storage rental facilities are not common in the local area; do not count on storing items that do not fit in your home as there may not be any storage available. Be sure to check with your Travel Management Office (TMO) to ensure your full weight entitlement has been allotted to you prior to PCSing to Misawa. For more information, contact FMO at [35ces.fmo@misawa.af.mil](mailto:35ces.fmo@misawa.af.mil), DSN 315-226-3565 or Misawa TMO at DSN 315-226-3525.

**INBOUND PERSONNEL SHOULD NOT SHIP MAJOR APPLIANCES, KING-SIZE OR CALIFORNIA KING BEDS.** Make arrangements to procure adequate bed set to ship with HHG. **ADDITIONAL ITEMS NOT RECOMMENDED FOR SHIPMENT INCLUDE:** Large German Shrunk, Jacuzzi, upright/deep freezers, waterbed, large antique furniture, curio style grandfather clock, oversized china cabinet, oversized wall units or wall to wall entertainment centers, oversized sectional sofa and oversized desk. Outdoor or patio furniture should not be shipped if Tower housing is preferred.

This link may help you in finding items in Misawa. <http://groups.yahoo.com/search?query=misawa>

Members are advised to contact their assigned sponsor before making any final arrangements for shipment of HHG's to Misawa. Members may also contact Furnishings Management Office at [35ces.fmo@misawa.af.mil](mailto:35ces.fmo@misawa.af.mil), DSN 226-3565, Commercial 011-81-3117-66-3831 for further information.

Don't let the movers pack the things you will need before you get to your new home. Here are some items you should plan to carry with you:

- PCS Orders
- Plane Tickets
- Passports
- Medical records, Shot Records, Prescriptions Drugs
- Household Inventory
- School Records
- Employment Documentation (resumes, letters of recommendation)
- Children's Need: toys, books, diapers, bottles, Etc.
- Pet Needs: Health Records, Carriers, Leashes, Dishes
- Clothes appropriate for season of travel

## **A. BILLETING ARRANGEMENTS:**

[Return to Table of Contents](#)

***For Accompanied Members or Unaccompanied Members E-4 and above with more than 3 years of service:***

- Misawa has (TLF) Temporary Living Facilities for incoming families. Reservations are taken on a first come, first served basis. Enlist the help of your sponsor or call DSN: 315-222-0279/0280 to make reservations in advance. Be sure to have your credit card ready and the exact date of your arrival. If you have special needs, such as a 1<sup>st</sup> floor room due to a medical condition, be sure to include that in your request. You are authorized to stay in TLF for 30 days based on a space-availability and also the availability of housing.
  - Pets are not allowed in base lodging. Arrangements must be made to board the pet(s) at the Base Kennel (226-2228).

***Unaccompanied Members E-4 and below with less than 3 years of service:***

- TLF is not authorized for E-4s and below with less than 3 years of service. Send a copy of your orders to your sponsor so they can reserve a dormitory room assigned. If you have questions, call the dormitory managers office at DSN 226-4000, Bldg. 671 (across from the Mokuteki Café).

## **B. CALLING MISAWA:**

[Return to Table of Contents](#)

You can call Misawa DSN or commercially, but keep in mind the time difference (see the Time Conversion Chart at the end of the "Before You Arrive" section).

***Calling DSN:***

- From within PACAF and PACOM, dial 222-xxxx OR 226-xxxx for duty phone numbers.
- From outside of PACAF, dial the PACAF DSN prefix, 315, and then the number.

***Calling Commercial from the States:***

- For numbers beginning with 616: dial 011-81-176-66-xxxx.
- For numbers beginning with 226: dial 011-81-176-77-xxxx.
- For numbers beginning with 222: dial 011-81-176-66-xxxx
- To place a call through the Misawa Base Operator, dial 011-81-176-53-5181.

***Calling Commercial within Japan:***

- For 616-xxxx numbers, dial 0176-66-xxxx.
- For 226-xxxx numbers, dial 0176-77-xxxx.

## **C. CAR / LICENSE INFORMATION:**

[Return to Table of Contents](#)

It is not advisable to ship a car to Misawa for several reasons – high cost of extensive modifications needed to meet Japanese emission controls (\$1,000 or more), lack of replacement parts, and steering wheel on opposite side of the vehicle makes driving hazardous. Vehicles need to be converted back to original condition prior to shipping back to the U.S. for conformance with EPA/DOT standards. Reliable transportation can be easily obtained, either on-base or off-base, ranging from \$1,000-\$5,000. You may ship a motorcycle to Japan in your HHG shipment if they meet the emission and brake laws. For return shipment to U.S., you must show proof of shipment from the U.S. (use of inventory is valid). Motorcycles (50cc or more) must meet EPA/DOT requirements or your shipment will be held by U.S. customs at the port of entry.

However, if you feel strongly about bringing your POV to Misawa, please be aware that **POV shipments are subject to embargo or waiver requirements.**

POVs manufactured **prior to** 31 March 1976 will have to meet the insurance, taxes, registration fees and local vehicle emission standards and safety requirements (headlights, color of bulbs, MPH to KPH speedometer, etc.). This category will not require a waiver and may be shipped to Mainland Japan as appropriate. Estimated cost per vehicle is \$500 to \$1000 based on 100 Yen to \$1.00 US dollar.

POVs manufactured **after** 31 March 1976 will have to pass the Japanese Vehicle Emission Standards (JVES), plus the above mentioned items (insurance, tax, and registration requirements). This category will require prior approval (a waiver) from the gaining Transportation Officer (see below for contact information). Estimated cost per vehicle is \$3000 to \$5000 based on 100 Yen to \$1.00 US dollar.

Due to the remote locations and size of the installations of Misawa AB, there are no on-base facilities authorized to modify or inspect vehicles to meet Japan emission and safety standards. The estimated cost per vehicle may be \$2,000 to \$5,000 based on 100 Yen to \$1.00 US dollar

**Members should contact their sponsors and/or transportation offices regarding the waiver process.**

Point of Contact:

Personal Property Office, 35 LRS/LGRDF Misawa AB, Unit 5014, Box #29 APO AP 96319-5014

Phone Number (DSN) 226-3525

Email Address: 35 LRS.LGRT@misawa.af.mil

When requesting a waiver the following information should be included:

Make/year/model of vehicle and vehicle identification number (VIN), if equipped with California emission.

To obtain a Japan driver's license; you must have a current and valid stateside license and take a written test. Japan uses international road signs, which are a little different than the States. We also drive on the opposite side of the road, which takes a little getting used to. Driver's Training is offered to new personnel every Wednesday and driver's licenses are issued at that time.

## **D. HOUSING:**

[Return to Table of Contents](#)

Mandatory assignment to on base family housing began on 1 September 2009 for all accompanied, active duty members of all services. Rank and family size will determine your eligibility and waiting time. For additional information on base housing floor plans, housing brochures and pictures, please visit the Misawa AB web page at [www.misawa.af.mil](http://www.misawa.af.mil), under the newcomers link.

As soon as you know you are coming to Misawa, you should contact the Family Housing Office, Navy billeting or Air Force dormitory.

### ***Check-in Procedures***

Please see the Family Housing Office within 24 hours of arrival. All new personnel arriving to Misawa require a briefing at the Housing Office or the Consolidated Dorm Management Office as part of in-processing to discuss entitlements, eligibility, and to receive their assignment to a residence/dorm if applicable. You will be required to present your orders to check into either permanent or temporary lodging at this time.

### ***Eligibility***

All military members with command sponsored dependents, regardless of grade, will be required to live in family housing that meets the member's rank and family size. Eligible DoD civilians may apply for base housing at Misawa AB.

### **Government Housing**

Family Housing units are located in two separate housing areas. One housing area is located on the Main Base. The other is the North Area, which is approximately a 10 minute drive from the Main Base and has amenities such as Cummings elementary school, Freedom fitness center, shoppette complex, dry cleaners, Baskin Robbins, 24 hour gas station, Robin Hood, and Anthony's Pizza. Many of the housing units have recently been renovated, both on Main Base and North Area,

On May 1<sup>st</sup>, 2009, Misawa implemented a no smoking policy for all Towers, Senior Officer, Prestige and renovated housing units, making 49 % of all on base family housing smoke free. Designated smoke huts have been set up for all towers; all other residents that reside in smoke free housing units are permitted to smoke outside their homes.

Air conditioning is not permitted in base housing units due to limited electrical grid capacity. However summer humidity conditions are brief at Misawa, and the use of dehumidifiers with fans will maintain pleasant conditions. Early summer months are rainy and foggy and therefore humid; in contrast the winters are dry. Consider dehumidifiers for summer and humidifiers for winter.

### ***Availability***

Updated housing availability will be posted in the Newcomers section of the Misawa web page; housing for your category may not be immediately available. If this should occur, you will be placed on a waiting list and contacted once a unit becomes available. You are encouraged to submit an advanced application for housing DD form 1746; this form is available on line.

### ***Command Sponsorship Policy***

If your orders do not state that you are on an accompanied or joint-spouse tour, or your dependents are not listed on your PCS orders, you must provide proof of accompanied tour/command sponsorship in order to be eligible for government housing. For Army and Air Force personnel, this may be in the form of a letter issued by your servicing Personnel Office. For Navy and Marine personnel, it must be PSD Form 11101/1. If your dependents do not accompany you initially to Misawa, they must arrive within 30 days of accepting government quarters for housing to be authorized. Non-command sponsored family members may visit personnel residing in government housing but can only establish long-term residency off base.

### ***Pets***

You may only have two pets in base housing. This does not include animals that permanently reside in cages or tanks (e.g., hamsters, turtles, etc.).

If you wish to have a pet other than a cat, dog, gerbil, hamster, guinea pig, white mouse, rabbit, fish, turtle, passerine bird (perching birds and song birds), or psittacine bird (parrots), you must submit a written request to the base veterinarian for consideration before receiving approval from housing.

Pets must be under hand-held leash control, inside a fenced yard, or leashed to an in-ground anchor with the pet owner present and in control of the pet. If you have a dog that barks excessively causing neighborhood disturbance, you must immediately quiet the animal. There are a total of 13 towers on base, four of which allow dogs and cats, all other homes permit pets.

Pets are not allowed in public buildings, swimming pools, sports areas, tennis courts, parade grounds, playgrounds, ball fields, basketball courts, beaches, at public gatherings, or the golf course unless approved by the base veterinarian.

You must immediately remove and properly dispose of waste deposits (feces) while walking your animal(s). Failure to do so may result in the removal of the animal from base and/or administrative actions. All deposits left in pens or litter caused by your pet(s) must be removed and properly disposed of daily.

Pet owners must report lost, deceased, and/or new pets to the base Veterinary Treatment Facility within 24 hours.

Should your pet escape from your control, you should contact the veterinary clinic. If your animal is apprehended by the Civil Engineer Entomology section or Veterinary Services you will be cited. If cited more than twice in a 12-month period, you may be required to remove the animal from the base.

If you are transferring from Misawa and cannot or do not want to take your pet(s), you must find a new owner before moving or releasing custody of the animal(s). The pet's medical treatment record must be transferred into the name of the new owner while both parties are present at the Veterinary Treatment Facility. If a pet escapes before moving, the veterinary clinic must be notified and given a forwarding address, forwarding telephone number, and local person as a point of contact (POC). A Special Power of Attorney must be granted to the POC to provide for shipment of the pet upon capture. The owner is responsible for all shipping costs incurred by the person granted Power of Attorney over the pet. Failure to comply with the prevention of animal abandonment can result in administrative action against the sponsor.

The breeding of pets for profit is strictly prohibited in military family housing.

### **Unaccompanied Service Member Housing**

Air Force Dormitories are available for unaccompanied or single Air Force personnel. It is mandatory for all E-4 and below to live in unaccompanied housing (dormitories). Others are eligible based on space availability, which is limited. Unless designated as key and essential, all unaccompanied Air Force E-5 and above should expect to live in off base housing. On base housing for key and essential positions are worked on a case by case basis.

The squadron or sponsor will take care of getting a dorm room for you as soon as they are notified of incoming personnel. They can also have your room ready for you upon your arrival, reducing your transition time. Please see the consolidated Dormitory Manager at DSN-315-226-4000.

There are 795 dormitory rooms that are approximately 280 square feet. Each room has a private entrance and a private bath. All rooms are fully furnished with refrigerator, microwave, desk/chair, full size bed, and night stand and/or wardrobe closet. Each building also includes TV lounges, recreation rooms, and laundry facilities. Smoking is not permitted in any dormitory, dedicated smoke huts are located near the dorms.

Navy Combined Bachelor Housing manages 299 permanent and 475 transient dorm rooms for the Navy. Currently, all unaccompanied E-6 and below are required to live in the dorms. Exceptions are made when rooms are filled to capacity, which is rare. Rooms are of similar size and furnishings as the Air Force; however, every two private rooms share a bathroom. There are TV lounges, recreation rooms, and laundry facilities in the dormitories. Arrangements for a room can be made prior to arrival through a sponsor or by contacting Navy Billeting.

Both the Navy and Air Force work to maintain unit integrity throughout the dorms. There are outdoor gazebos and barbecue pits available for residents' use. The dorms have a campus like atmosphere with sidewalks and exterior lighting that makes for a safe environment. They are close to the BX, commissary, theatre, chapel, shoppette, food drive-ins, gym, post office and dining hall. Covered bike racks and storage sheds are available.

## Exceptional Family Member Housing

At this time, Misawa does not have any exceptional family member housing. There are very limited facilities for family members with special needs. In addition, the units are not air conditioned. The lack of modified housing is considered during the overseas travel clearance process for family members.

## Non-Government Housing

### *Rental Options*

If you are required to live off base, the Housing Office maintains a listing of off base rental properties, maps of the local Misawa area, and a list of English speaking real estate agents to assist you in your search. However, a sponsor will be extremely helpful during this process since you will be responsible for locating and viewing the homes on your own. Off base rentals are not abundant; however, selection and availability of suitable homes may be reduced during and after PCS season.

### **Things to consider if you are required to live off-base:**

- Give preference to residences that maximize safety and security while minimizing the need for security upgrades.
- For single-family residences, preference should be given to those with a perimeter barrier, such as a wall or fence that deters access to the property.
- Preference should be given to residences with off street parking; ideally secured in some manner.
- Entrances should have a substantial door.
- Each entrance should have a viewer to permit the occupant to identify visitors without opening the door.
- Each entrance should have a deadbolt lock. A-double cylinder lock should be used if placed within 40 inches of a glass sidelight or door window; fire safety rules should be considered when installing this type of lock.
- Accessible window/openings should have a latching or locking mechanism.
- Residences having multiple access routes to arterial roads should be given preference.
- Grounds adjacent to the building façade and all entrance areas & apartment hallways should be illuminated.
- Give preference to residences with alarm protected windows/openings and doors.

Japanese homes are smaller than those in the U.S., so be prepared. Your housing allowance ceiling is normally enough to cover homes that are available off base. The table below displays approximate sizes and their associated rents. Please note that large homes, 4-5 bedrooms, are extremely limited. The security deposit may be up to one month rent most units will not allow pets and those that may will charge non-refundable deposit.

<b>Rental Properties</b>			
<b># of Bedrooms</b>	<b>Square Footage</b>	<b>Garage/Car Port</b>	<b>Rent</b>
2	900-1100	1 car	\$850-\$1300
3	1100-1690	1 car	\$1000-\$1700
4	1800-2300	2 car	\$1800-\$2000
5	2300+	2 car	\$2300+

It is **EXTREMELY IMPORTANT** that individuals know their responsibilities as outlined under the Japanese lease agreement when leasing off-base housing. All off base leases are between the rental agent and the military member, the Housing Office may assist in resolving any disputes, however the military member is ultimately responsible to resolve. Some agreements require utilities (heat) be left on during winter months to ensure no plumbing damage occurs (frozen pipes-etc.). In the past, individuals have incurred considerable financial responsibility for damage to leased property in this respect. If unsure of your responsibilities, ask a Housing Office representative.

If you have any questions regarding off base housing, please contact the Misawa Housing Office at 011-81-176-77-3200 or DSN: 315-226-3200.

### ***Mobile Homes***

There are no mobile home parks available to military members in Misawa.

### **Housing Frequently Asked Questions**

- a. Do you have housing for pay grades E1-E3? **YES**
- b. How soon can I expect to be housed in military family housing upon arrival? **Depending on your rank and family size housing may be available within 0-30 days**
- c. What does telephone and cable installation usually cost?

#### **Phone**

**Off Base:**

**Initial connection fee: Phone line ¥ 2,100**

**Monthly-charges: ¥ 1,960 plus charges for each call**

**On Base:**

**Phone line: \$39.00 including 100 free minutes to USA, no connection fee**

#### **Internet**

**Off base: DSL ¥1,980 – 2,980**

**On Base: DSL \$ 60.99**

#### **Cable**

**Off Base: depending on selection: up to ¥ 3,910**

**On Base: Free**

### **Temporary Lodging Allowance (TLA)**

Members on concurrent travel or unaccompanied members in pay grade E-5 and above are entitled to TLA. TLA begins on the day of arrival at Misawa AB (date shown on your travel voucher). To claim TLA, you must first register with the Family Housing Office (within 24 hours or the next duty day of arrival and process through the Lodging Office.) Lodging will provide documentation you will need to submit with your claim. You must report to the Housing Office at least every 10 days to revalidate the need for continued TLA payments. A written request for extension is required for anything over 30 days. Once you receive permanent housing, you must move in on the first available date or lose your TLA entitlement. When on-base housing is offered and member declines the unit, TLA will stop on the availability date. If member is required to secure off-base housing and declines an appropriate, available unit, TLA will stop on the day the unit would be available

# OVERSEAS HOUSING ALLOWANCE

MISAWA AB, JAPAN

AS OF 16 FEB 10    \$1.00 = 88.68 YEN

GRADE	MAX RENT W/DEP		MAX RENT W/O DEP	
E-1	Y 174,000	\$1,962.11	Y 156,600	\$1,765.90
E-2	Y 174,000	\$1,962.11	Y 156,600	\$1,765.90
E-3	Y 174,000	\$1,962.11	Y 156,600	\$1,765.90
E-4	Y 174,000	\$1,962.11	Y 156,600	\$1,765.90
E-5	Y 200,000	\$2,255.30	Y 180,000	\$2,029.77
E-6	Y 200,000	\$2,255.30	Y 180,000	\$2,029.77
E-7	Y 200,000	\$2,255.30	Y 180,000	\$2,029.77
E-8	Y 200,000	\$2,255.30	Y 180,000	\$2,029.77
E-9	Y 200,000	\$2,255.30	Y 180,000	\$2,029.77
O-1	Y 200,000	\$2,255.30	Y 180,000	\$2,029.77
O-1E	Y 200,000	\$2,255.30	Y 180,000	\$2,029.77
O-2	Y 200,000	\$2,255.30	Y 180,000	\$2,029.77
O-2E	Y 200,000	\$2,255.30	Y 180,000	\$2,029.77
O-3	Y 200,000	\$2,255.30	Y 180,000	\$2,029.77
O-3E	Y 200,000	\$2,255.30	Y 180,000	\$2,029.77
O-4	Y 200,000	\$2,255.30	Y 180,000	\$2,029.77
O-5	Y 210,000	\$2,368.06	Y 189,000	\$2,131.25
O-6	Y 210,000	\$2,368.06	Y 189,000	\$2,131.25
** UTILITY ALLOWANCE	**W/DEPS	=	Y 93,452	\$1,053.81
	W/O DEPS	=	Y 70,089	\$ 790.36
	2 MIL SHARE	=	Y 46,726	\$ 526.91
	MIHA	=	Y 68,322	\$ 770.43

## **E. MAIL BOX:**

[Return to Table of Contents](#)

Send a full copy of your orders to your sponsor and ask them to get a mail box prior to your arrival. Or fax a copy of your orders to the Post Office Customer Service at DSN 226-2541 requesting a box number.

## **F. PETS:**

[Return to Table of Contents](#)

For complete information on PCSing with a pet to Misawa go to the following websites:

<http://www.usarj.army.mil/organization/vet/import.aspx>  
<http://www.maff.go.jp/aqs/english/animal/dog/index.html>

Other good resources are:

- Air Force Crossroads: <http://www.afcrossroads.com>
- Military Homefront: <http://www.militaryhomefront.dod.mil>

For information on having pets in your on- or off-base quarters, please refer to the Housing section of this booklet.

### **1. Pet Import Requirements:**

- Japan discourages the importation of dogs and cats under the age of 12 months. These pets rarely meet the vaccination and FAVN testing requirements. Pets under the age of 12 months can be imported but must start with a 180 day quarantine period.
- All dogs and cats must **FIRST** obtain a microchip prior to receiving any vaccinations and FAVN testing. The microchip number must be included on the rabies and health certificates and on the Fluorescent Antibody Viral Neutralization (FAVN) Results form.
- All dogs and cats arriving from a non-rabies free country or area must be vaccinated with an inactivated rabies vaccine at least 30 days and not more than 12 months prior to arriving and must show a history of 2 rabies vaccinations.
- All dogs and cats must have a Fluorescent Antibody Viral Neutralization (FAVN) Test performed. This test measures the protective antibody level against rabies.
- All dogs and cats must have a health and rabies certificate issued by a Military Veterinarian. A USDA Federal Veterinarian ([http://www.aphis.usda.gov/animal\\_health/area\\_offices](http://www.aphis.usda.gov/animal_health/area_offices)) must certify with a raised seal all certificates issued by civilian veterinarians.
- All dogs and cats must give prior notification to the Japan Animal Quarantine Service as soon as commercial transportation is scheduled. <http://www.maff.go.jp/aqs/english/animal/dog/index.html>

[Return to Table of Contents](#)

### **2. REQUIRED DOCUMENTS FOR ENTRY TO JAPAN:**

All of the following documents must be attached to the outside of the airline kennel (Ziploc bag works best). Label the bag: "Export/Import Pet Documents."

A Pet Processing Checklist is available at the Japan District Veterinary Command (JDVC) website <http://www.usarj.army.mil/organization/vet/index.htm>. They also have all the required forms mentioned above posted online. This site is a great source of information for all your pet concerns in Japan.

- a. Travel orders (2 copies of PCS orders for each pet).
- b. Rabies Vaccination Certificate (DD Form 2208; 2 copies and original).

c. Health Certificate (MDJ OP Form 2209; Veterinary Health Certificate for Import/Export for Japan; 2 copies and original), the health certificate cannot be older than 10 days. If there is a layover that will cause your health certificate to expire, then a new health certificate must be obtained. Health certificates must list last 2 rabies vaccinations including manufacturer, LOT #, and expiration date of vaccine. It must also include the Pet microchip number. If a civilian Vet issues the health certificate, the additional requirement of obtaining a raised USDA seal from the closest USDA office on both the health certificate and the rabies certificate is mandatory. A listing of offices is available on the JDVC website given in the contacts section below.

d. MDJ OP Form 2209 (Japan Ministry of Agriculture Advance Notification Form). If the animal travels via commercial air, the pet owner must fax an advance notification form to the commercial port of entry. A notification approval will be returned by the GOJ Animal Quarantine Service. This approval is used when checking in with the airline when departing for Japan. The owner must also show this approval to GOJ authorities upon arrival in Japan.

e. MDJ Form 270 (Pet Quarantine and Examination Certificate; 2 copies) All SOFA status personnel entering Japan with a pet are required to complete a MDJ 270. Be prepared to provide the following information.

- (1) Military Address
- (2) Organization
- (3) Name of the military installation where the animal will be presented for the final physical examination or quarantine.

The MDJ 270 allows your pet to be released to you for transportation to your US Military Quarantine Facility. Based on how many of the requirements you meet determines the time your animal must remain in quarantine ranging from 14 to 180 days. Currently, this is an in home quarantine on Misawa AB since there is no Japan Quarantine Facility near Misawa. However, this requirement is currently being renegotiated and may change. Please download the form and fill it out before arrival. You are required to submit the form to your US Military Veterinary Treatment Facility within 72 hours of entry into Japan.

f. USFJ Form 380 EJ (Customs Free Import or Export of Cargo or Customs Declaration of Personal Property) needed only if shipping pet(s) as cargo (flying separately).

### 3. TRANSPORTATION OF PETS:

**IMPORTANT** - All incoming animals must enter Japan through officially designated ports in order to clear the Japanese Animal Quarantine service. The Airport designated for CONUS and other countries is Narita International Airport. Japanese Animal Quarantine Offices are closed from 1200 Saturday until Monday 0800. Therefore, animals arriving after 1200 Saturday must remain in the airline kennels. The cost in this action, plus the cost of transportation to the final destination, is the sole responsibility of the owner. *Ideally, flights selected should arrive during normal working hours. Contact the Animal Quarantine Office for more information: 011-0476-32-6664.*

While traveling by air, the animal must be in a cage approved by the International Air Transportation Association and be large enough for the animal to stand up, turn around, and lie down with normal posture and body movements. Several layers of newspaper, shredded paper, or absorbent material should be placed in the bottom of the container. Do not use straw, hay, grass, sawdust, sand, or soil. Pets must be individually caged. A familiar article or toy in the cage may placate the animal. Pets should be lightly fed and given water before turn-in for shipment. It should also be exercised before being brought to the terminal. Some animals with snub noses may experience respiratory difficulty in flight. Ensure containers have adequate ventilation and pets are free of respiratory problems.

Travelers must also remember that US flag commercial airlines and the Japan Air Lines (JAL) will not accept pets when the temperature is above 85 degrees (effective from 15 May thru 15 Sep). There are also restrictions for certain breeds once the temperature reaches 70 degrees. Please confirm policies with the carrier you fly with. Booking an early morning or late evening flight could help avoid delays due to these restrictions.

### a. Commercial Plane:

Make sure you schedule your commercial flights carefully so that animal customs inspection can be performed when you arrive. JAQS is CLOSED between 1200 Saturday and 0800 Monday. Animals arriving between these times must remain in the airline kennels until Monday. The cost of the stay and cost of transportation to the final destination is the responsibility of the owner. The cost is rather expensive, so one should select flights that arrive during normal work hours.

Pets must be caged in an approved carrier and are generally limited to 45 kg (99 lbs) with carrier. Pet fees vary by airline, but can range anywhere between \$40-\$250 per airline which is not reimbursable. Small animals that fit safely and comfortably in a hard sided carrier that fits under the seat can be carried in the cabin if prearranged. If you fly commercial, you will also need to transfer airports in Tokyo which can take from 1 to 3 hours depending on traffic. You may be required to stay overnight in Tokyo. Most hotels do not allow pets but the Narita Radisson Hotel will. You can call them directly at 011-81-476-93-1234 or 1-800-333-3333 for worldwide reservations.

### b. Transport Between The Two Tokyo Airports:

- Travelers with small pets (in cages) can utilize the **AIRPORT LIMOUSINE** service for transportation between airports. Prices range from 3,000 to 6,000 yen per pet.

Travelers with small pets may also travel via **Japan Rail Line** to Misawa. Travel arrangements can easily be made at Japan Rail counter in the basement of Terminal 1 or Terminal 2. Criteria for rail: Size of cage (L + W + H): No more than 35"; Weight: Maximum 21 lbs with cage. Pets must always be in view of the owner. The cage must not be an obstacle in the path of any passengers. (Note: The cage must be kept at the passenger's seat, not between cars).

- Travelers with large pets - there are several options as follows:
  - **Van services from Narita to Haneda:** This service is available through Yokota AB. Ask your sponsor to contact 374th FSS Vehicle Operations at DSN 315-225-3818, 7720 or 9519 with your flight/pet information and arrange for a van to transport you and your pet from Narita to Haneda. The estimated price of \$200 is based on a \$25 per hour rate charge. This rate includes the driver however the time starts from Yokota (van location) ~Narita~Haneda and then back to Yokota, estimated time round trip 8 hours. Reservations should be made in advance to ensure van availability.

374 FSS Vehicle Operations  
M-F 0630-1700  
DSN 315-225-3818, 7720 or 9519

- **Asuka Koutsu** will offer transportation by reservation only. Reservations are accepted up to 2 weeks in advance but must be made no later than 1 day prior to pick-up. Cost is 21,300 Yen (in Sep 06). Phone number is 03-5737-8111 (from overseas, country code for Japan is 81-3-57537-8111).
- **Fixed Fare Taxi:** Fixed Fare Taxi Service (FFTS) is a one-way only service from Narita to Haneda service. FFTS from Narita Airport are designated into zones in Tokyo. A taxi to Haneda Airport is in Zone C "Ota". FFTS taxi stands at Narita Airport are located at the following Terminals. Terminal 1: Station 15 and Terminal 2: Station 29, 30. The cost for transportation for fixed taxi service is approximately \$190.00 or 22,000 yen (in Sep 06) and the member is responsible for highway tolls. This should cost approx. \$21.00 or 2400 yen. The taxi service accepts multiple forms of payment, Visa, MasterCard or cash. Also, van service is available for larger families. For more information regarding this service you can call +81 (0)476-34-8755 or visit <http://www.narita-airport.jp/en/access/bus/index.html>

- **Pet Hotel:** Narita Airport has a “Pet Hotel” in the basement of Terminal 2. Travelers who must stay at a local hotel can leave their pet here overnight. Price depends on the size of the pet.

#### **4. LODGING OF PETS:**

If your pet is coming with you, be sure your sponsor makes arrangements with lodging for you and your pet. Pets are not allowed in base lodging so you or your sponsor will need to make arrangements to board the pet(s) at the Base Kennel (226-2228) or an off-base kennel (57-3423).

#### **5. COMMUNITY PET REGULATIONS:**

You may only have two pets in housing. This does not include animals that permanently reside in cages or tanks (e.g., hamsters, turtles, etc.). Requests for exception can be submitted to the base veterinarian for special consideration before acceptance to housing. Pets that are outside the quarters must be under hand-held leash control, inside a fenced yard, or on an in-ground anchor with the pet owner present and in control of the pet. If you have a dog that barks excessively causing neighborhood disturbance, you must immediately quiet the animal.

Pets are not allowed in public buildings, swimming pools, sports areas, tennis courts, parade grounds, playgrounds, ball fields, basketball courts, beaches, public gatherings, or the golf course unless approved by the base veterinarian.

You must immediately remove and properly dispose of waste deposits (feces) while walking your animal(s). Failure to do so may result in the removal of the animal from base. All deposits left in pens or litter caused by your pet(s) must be removed and properly disposed of daily. Pet owners must report lost, deceased, and/or new pets to the base Veterinary Treatment Facility within 24 hours.

Should your pet escape from your control, you should contact the Veterinary Clinic. If your animal is apprehended by security forces, civil engineering, or veterinary services you will be cited. If cited more than twice in a 12-month period, you may be required to remove the animal from base.

If you are transferring from Misawa and cannot or do not want to take your pet(s), you must find a new owner before moving or releasing custody of the animal(s). The pet's medical treatment record must be transferred into the name of the new owner while both parties are present at the Veterinary Treatment Facility. If a pet escapes before moving, the veterinary clinic must be notified and given a forwarding address, forwarding telephone number, and local person for point of contact. A Special Power of Attorney must be granted to someone to provide for shipment of the pet upon capture. The owner is responsible for all shipping costs incurred by the person granted Power of Attorney. Failure to comply with the prevention of animal abandonment can result in administrative action against the sponsor.

The breeding of pets for profit is strictly prohibited in military family housing.

#### **G. TRICARE COVERAGE WHEN PCSING:**

[Return to Table of Contents](#)

You are covered by your previous TRICARE region until you in-process with TRICARE at Misawa. For non-urgent care at non-military clinics during your PCS, you will need preauthorization from your losing TRICARE center. **Make sure you have the contact information for your losing TRICARE center during your PCS.** For urgent care, you can be treated at any emergency room and be covered by your losing TRICARE region. For more information, check out the TRICARE website at [www.tricare.osd.mil](http://www.tricare.osd.mil) for all your Tricare needs. Upon arrival to Misawa, you must re-register with TRICARE to transfer your coverage to this region.

## 2. ARRIVAL INFORMATION



### *Traveling to Misawa*

[Return to Table of Contents](#)

*Welcome to Misawa Air Base Japan from the Traffic Management Flight. Please read each travel tip carefully in order to make your travel to Misawa as stress free as possible.*

*Welcome to Misawa Air Base Japan from the Traffic Management Flight. Please read each travel tip carefully in order to make your travel to Misawa as stress free as possible.*

- **AMC Travel from Seattle:** The recommended travel in and out of Misawa AB, Japan is via Air Mobility Command (AMC), Patriot Express. The Patriot Express is a chartered commercial airline which departs from Seattle, WA and arrives directly on Misawa Air Base once a week. Travelers with pets are highly encouraged to take this method of travel.

- **Commercial Travel through Narita Airport:** Full information on Narita International Airport is online at <http://www.narita-airport.jp/en/index.html>.

Before you land at Narita, you will be given a Customs and Embarkation form. Fill the document out completely before leaving the aircraft. Any questions about the forms can be directed to the flight attendants. You will need to have it and your passport/orders readily available before you enter Customs. (Note: Active duty military members assigned to Japan are not required to have passports.)

As you depart the plane, follow the signs marked "CUSTOMS". After you pass through the Immigration booth, proceed downstairs to the Baggage Claim. The electronic marquee will indicate which carousel your baggage will be on. Once you have your baggage, go through the Customs baggage checkpoint. They will need to see your passport and baggage claim tickets. After clearing customs, you will need to depart through the EXIT and arrange for bus transportation to Haneda Airport.

If you have any problems or questions, a DoD Liaison counter (open daily, 1200 to 2000) is located on the 1st floor in Terminal 1 to assist all DoD passengers. There are several restaurants at Narita that serve American style food, while Haneda has limited American style restaurants.

- **DoD Liaison Counter**

Narita has two terminals, with U.S. carriers using the following:

**Terminal 1**

Delta Airlines  
Northwest Airlines  
United Airlines  
Continental Airlines  
US Airways

**Terminal 2**

American Airlines

The DoD Liaison Counter assists all DoD passengers. Travelers arriving at Terminal 1 should proceed through the customs exit area and immediately turn left. The DoD Liaison Counter is located a short distance from the North Wing customs exit area (see map, below). South Wing arrivals will have a longer

walk to the DoD Liaison Counter. There is a “DoD Liaison” sign posted in front of the counter. If you arrive in Terminal 2 and want assistance from the DoD Liaison Counter, go to bus stop 8 or 18; the bus will bring you to Terminal 1 and the ride is free. Enter Terminal 1 on the first floor and immediately turn right and look for the “DoD Liaison” sign. The DoD representative can assist with directions to your final destination and provide Yokota, Yokosuka, Atsugi, and Camp Zama bus schedules. Please check with the *AIRPORT LIMOUSINE* representative for those passengers wanting to travel by train or bus to Yokota AB (Fussa Station).



After arrival, follow signs you will be lead directly to immigration.



After claiming baggage go through customs.

DoD Liason counter

- **Connecting between Narita Terminals**

Terminal Connection Bus (free of charge) is available for transfers between Terminals 1 and 2.

Terminal Connection Bus Stops:

Terminal 1, Arrivals level (1<sup>st</sup> Floor): Stop No. 6

Terminal 2, Arrivals level (1<sup>st</sup> Floor): Stop No. 8 and 18

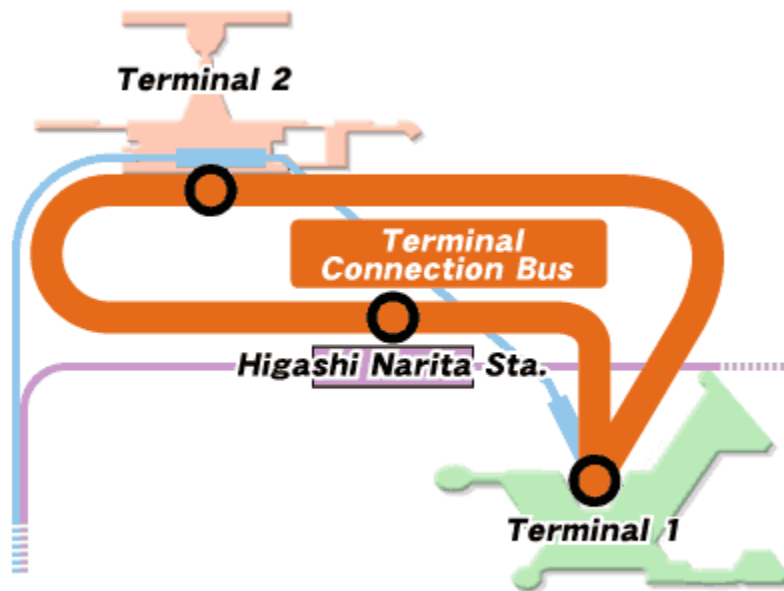
Travel Time: Approximately 10 minutes

Operating Hours: 0630-2230



## Connecting between Terminals

Terminal Connection Bus (free of charge) is available for transfers between Terminals 1 and 2.



Traveling Time	Approx. 10 min.	
Operating hours	6:30~22:30	
Operating Intervals	(1) 7:30~9:00	(Approx. every 10 minutes)
	(2) 9:00~19:00	(Approx. every 8 minutes)
	(3) 19:30~20:00	(Approx. every 12 minutes)
	(4) 6:30~7:30,20:00~22:30	(Approx. every 20 minutes)
Route	(1)(4) Terminal 2, Arrivals level (1F) — Terminal 1, Arrivals level (1F) — Higashi Narita Station — Terminal 2, Arrivals level (1F)	
	(2)(3) Terminal 2, Arrivals level (1F) — Terminal 1,Departures level (4F) — Terminal 1,	



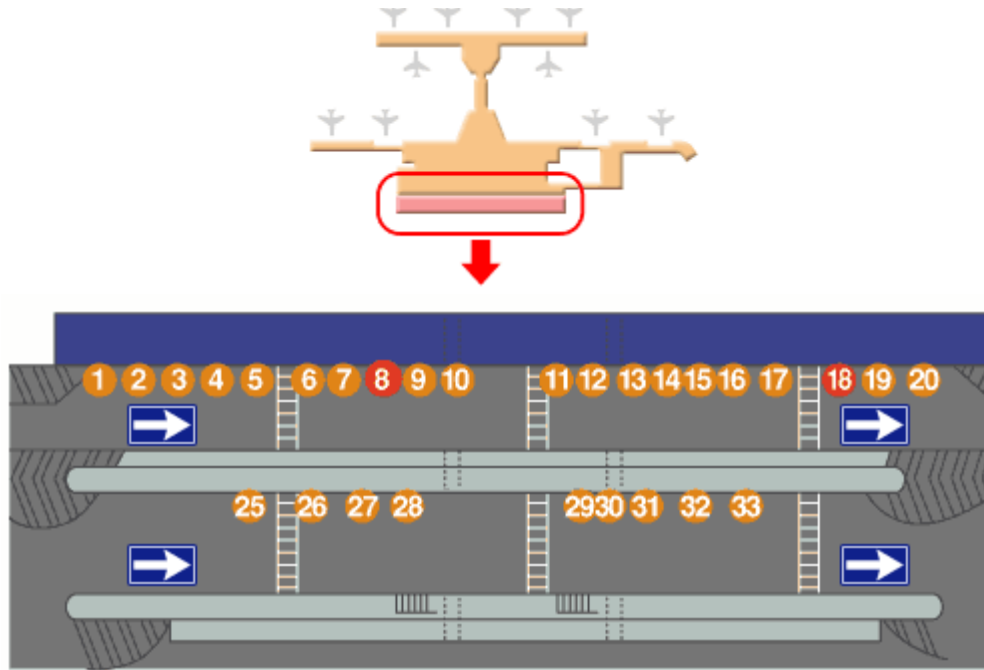
### Terminal Connection Bus Stops.

Terminal 1, Arrivals level (1<sup>st</sup> Floor)

[Bus stop No.6](#)

Terminal 2, Arrivals level (1<sup>st</sup> Floor)

[Bus stop No.8 &18](#)



Terminal connection bus

- **Bus Transportation from Narita Airport to Haneda Airport:**

There are no flights directly from Narita to Misawa. Misawa-bound travelers must go to Haneda (Tokyo) Airport for connecting flights to Misawa City airport. Misawa travelers arriving at Narita must procure bus transportation from Narita to Haneda (HND) and must have airline tickets from Haneda to Misawa. Although the DoD Liaison Counter can help getting you to Haneda Airport, it is not difficult to arrange your own bus transportation.

For those arriving at **Terminal 1**, complete customs clearance and proceed to the *AIRPORT LIMOUSINE* counter (orange color) and purchase bus tickets to Haneda. The counter is located in front of the exit doors. Ticket price is 3,000 yen (about \$30.00 depending on the yen rate) per person. You must pay in yen. *AIRPORT LIMOUSINE* will accept credit cards (Visa, MasterCard, and American Express). If you need yen, a currency exchange is available at the airport near the *AIRPORT LIMOUSINE* ticket counter. The bus stops to board busses bound for Haneda are #3 and #12.

Passengers arriving at **Terminal 2** will also see an *AIRPORT LIMOUSINE* counter (also orange color). The bus stops for busses bound for Haneda are #5 and #15.

After you find your stop, stand in line until the bus arrives. Once the bus arrives, make sure it is the bus to Haneda as more than one bus uses the same stop. Your baggage will be checked onto the bus as you get on, hold on to your claim ticket as you will need it when you get off. The baggage checker will ask which airline you will be departing on at Haneda, and then give you your stop number (it should be the first stop). All Misawa-bound travelers will be on a JAL flight. The bus ride to Haneda Airport is approximately hour and half (or longer depending on traffic).



Bus ticket counter is directly outside the door from baggage claim and customs. Cost is 3,000Y per ticket, roughly \$32.00. (Credit card is accepted but a currency exchange counter is nearby)

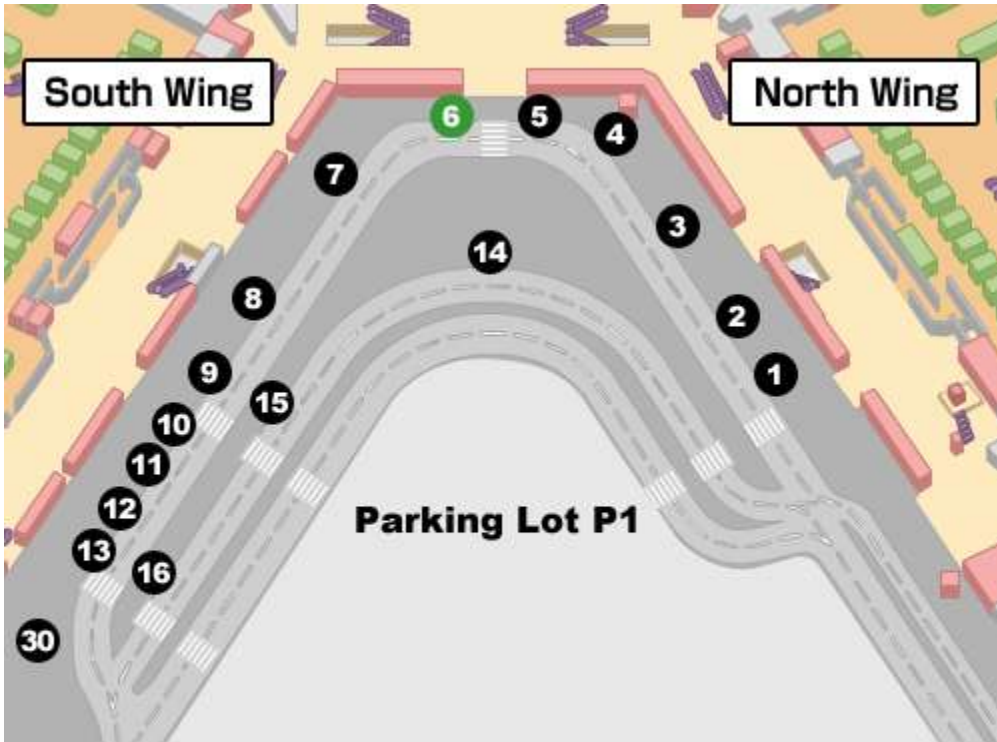


Outside the door, look for the orange “Airport Limousine” bus, place your bags near the curb and wait in the line to board. Be sure to keep all baggage claim tickets.

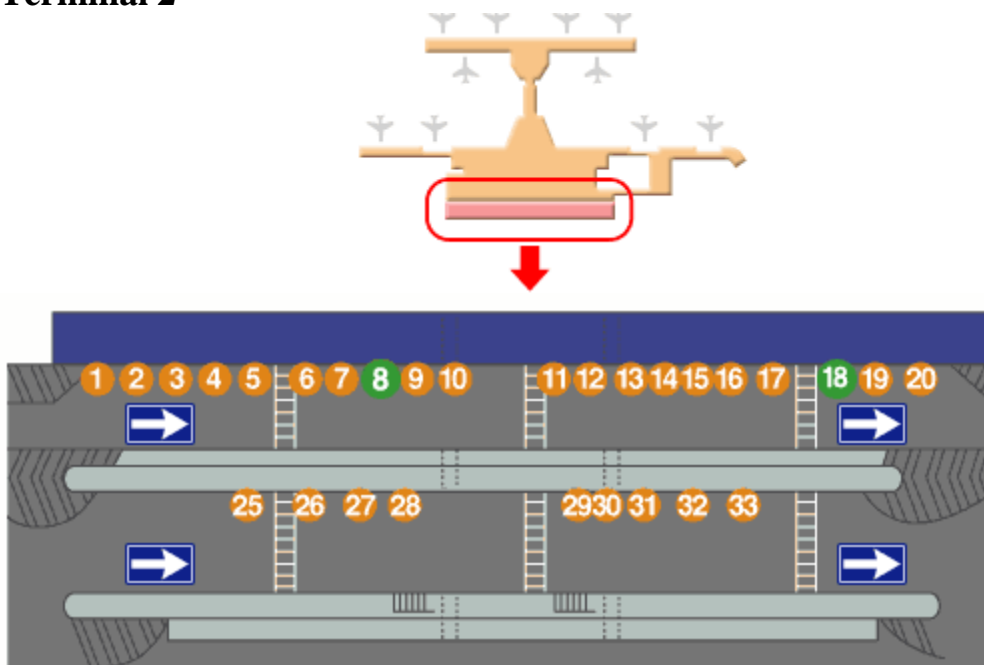


After a 60-90 minute ride across town, arrive at Haneda Airport. Check-in at the ticketing counter and proceed through the security check point.

## Terminal 1



## Terminal 2



- **Travel through Haneda Airport**

Once arriving at Haneda, claim your baggage from the bus personnel. Proceed to the JAL ticket counter to check in. After you have checked in, go to the X-Ray machine and check in your baggage. Hold on to your claim tickets as you will need them once you arrive in Misawa. Go to the departure gate and wait for your flight. There will be no food or drink available on the flight to Misawa but there are vendors and snack machines in the airport.

- **Excess Baggage**

Please keep in mind your flight from Haneda to Misawa will be onboard JAL (Japanese Airlines). This flight is considered a *domestic flight* and has \*strict baggage limitations. Listed below is JAL's policy for excess baggage:

**\*2 bags per person (15kg = 33 pounds each) and 1 carry-on  
The 2 bags must not weigh over 66 pounds total**

**The maximum allowable weight for excess baggage is 45kg = 99 pounds total**

**\*\*EXCEPTION\*\***

**Travelers arriving from another country have a limit of 2 bags per person at 70 pounds each. Connection must be made within 24 hours of arrival to Narita Airport**

Rule of thumb; pack your bags from origin using the above guidance!

- **Express Luggage Service (Door to Door Baggage Delivery)**

This service is available at member's expense and is **not** reimbursable. The cost associated with this service will depend on the weight of the bags. Members may pay via credit card or yen. There are four service providers available and their counters are located at both ends of Arrival Lobby of Terminal 1 & 2. (See map below) You must provide physical commercial address/phone # for delivery. The info below is for the Misawa Inn:

Zip Code: 033-0012  
Aomori-ken, Misawa-Shi, Hirahata-1-chome  
Misawa Air Base  
Misawa Air Base Inn, Building #670

Phone # 0176-63-1182 (Billing)

The Misawa Inn will not take accountability/sign for luggage. Recommend arrangements be made in advance with your sponsor.

## Overnight Accommodations

Try to schedule your arrival at Narita Airport before 1400 (2pm). You need 3-4 hours to clear customs/immigration, collect your bags and then make the connection from Narita to Haneda by bus.(depending on traffic) If you arrive in Narita after 1400 (2pm) we recommend you overnight near Narita. Check with the information counter on hotels/shuttle services. See maps below for location. Please keep in mind the last flight to Misawa departs Haneda at 1725 (5:25pm).

It is recommended that you stay in a hotel close to Narita Airport because of per diem allowances and hotel costs, and then transfer to Haneda in the morning. Be sure to check what time you will need to catch the bus to Haneda, so you can get back to Narita on time.

If your departure time from Haneda to Misawa is early, it may be more convenient to lodge near Haneda, although it's more expensive than the Narita Airport area and may not be fully covered by per diem (Maximum per-diem rates are listed in this website: <https://secureapp2.hqda.pentagon.mil/perdiem>). If you stay the night in Narita, try to book your flight from Haneda to Misawa for the 1245 departure from Haneda.

There are three flight times from Haneda to Misawa:

### Depart Haneda

- 0755
- 1315
- 1725

As of 6 Mar 09

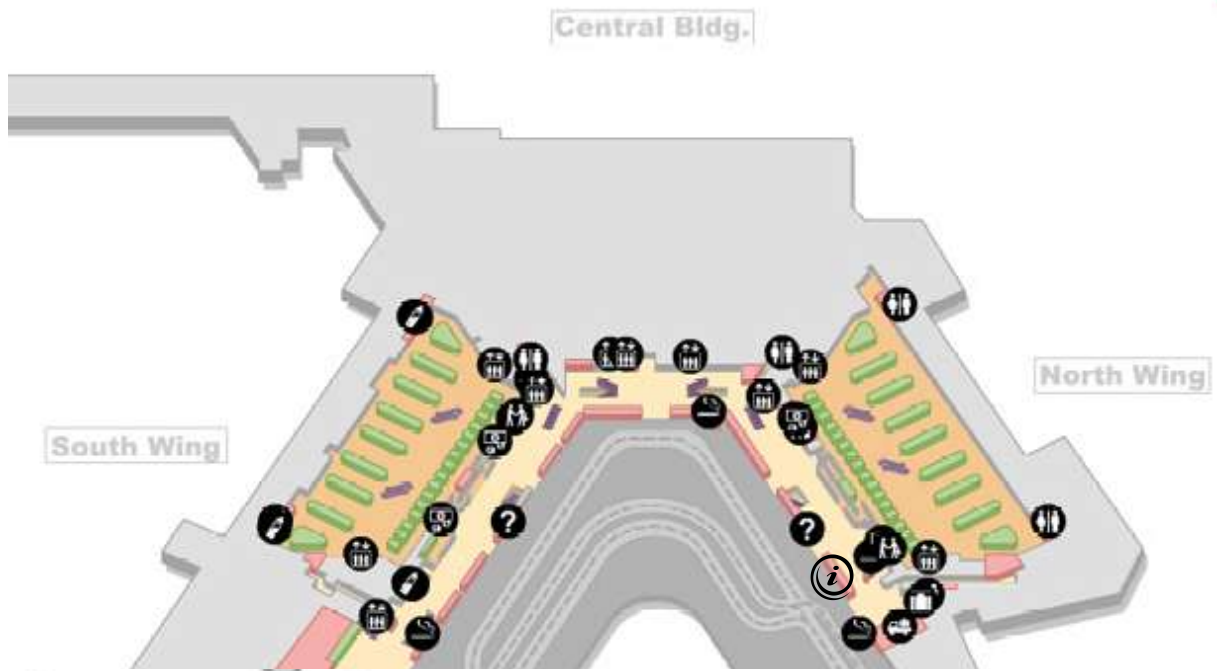
### Arrive Misawa

- 0915
- 1435
- 1845

Once you arrive at your hotel, check in at the Front Desk and tell them what time you need to be back at the airport. If you are lodging near Narita, be sure to allow enough time for the bus ride to Haneda. You should not have to pay until you check out. When you check out in the morning, get a receipt for the hotel and breakfast (if you choose to charge a meal to your room).

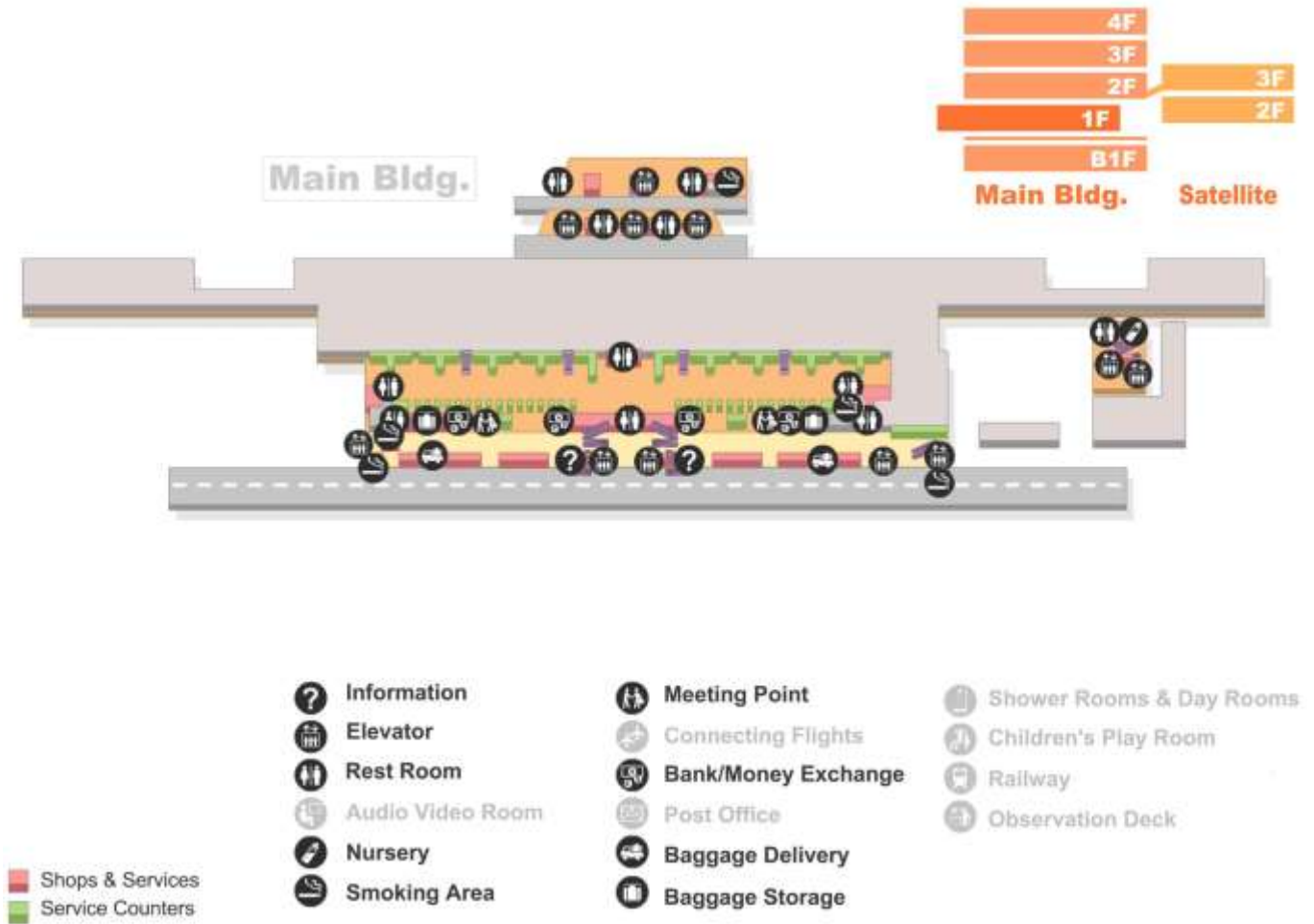
NOTE: There are times when flights from Haneda to Misawa are diverted to Aomori or Sendai or back to Haneda due to weather conditions. The local JAS representative will provide guidance on how to travel from these locations to Misawa. Be sure to call your sponsor from the airport to let them know your new arrangements.

# Terminal 1 Map – 1<sup>st</sup>



- |                            |                     |                          |
|----------------------------|---------------------|--------------------------|
| Information                | Meeting Point       | Shower Rooms & Day Rooms |
| Elevator                   | Connecting Flights  | Children's Play Room     |
| Rest Room                  | Bank/Money Exchange | Railway                  |
| Audio Video Room           | Post Office         | Observation Deck         |
| Nursery                    | Baggage Delivery    |                          |
| Smoking Area               | Baggage Storage     |                          |
| <b>DoD Liaison Counter</b> |                     |                          |

## Terminal 2 Map – 1<sup>st</sup> Floor (After Arrival)



### Travelers with Pets

- Travelers with small pets (in cages) can utilize the *AIRPORT LIMOUSINE* service for transportation between airports. Prices range from 3,000 to 6,000 yen per pet.

Travelers with small pets may also travel via **Japan Rail Line** to Misawa. Travel arrangements can easily be made at Japan Rail counter in the basement of Terminal 1 or Terminal 2. Criteria for rail: Size of cage (L + W + H): No more than 35"; Weight: Maximum 21 lbs with cage. Pets must always be in view of the owner. The cage must not be an obstacle in the path of any passengers. (Note: The cage must be kept at the passenger's seat, not between cars).

- If you have a large pet, there are several options as follows.

❖ **Van services from Narita to Haneda:** This service is available through Yokota AB. Ask your sponsor to contact 374th FSS Vehicle Operations at DSN 315-225-3818, 7720 or 9519 with your flight/pet information and arrange for a van to transport you and your pet

from Narita to Haneda. The estimated price of \$200 is based on a \$25 per hour rate charge. This rate includes the driver however the time starts from Yokota (van location) ~Narita~Haneda and then back to Yokota, estimated time round trip 8 hours. Reservations should be made in advance to ensure van availability.

374 FSS Vehicle Operations  
M-F 0630-1700  
DSN 315-225-3818, 7720 or 9519

- ❖ **Asuka Koutsu** will offer transportation by reservation only. Reservations are accepted up to 2 weeks in advance but must be made no later than 1 day prior to pick-up. Cost is 21,300 Yen. Phone number is 03-5737-8111 (from overseas, country code for Japan is 81-3-57537-8111).
- ❖ **Fixed Fare Taxi:** Fixed Fare Taxi Service (FFTS) is a one-way only service from Narita to Haneda service. FFTS from Narita Airport are designated into zones in Tokyo. A taxi to Haneda Airport is in Zone C “Ota”. FFTS taxi stands at Narita Airport are located at the following Terminals. Terminal 1: Station 15 and Terminal 2: Station 29, 30. The cost for transportation for fixed taxi service is approximately \$190.00 or 22,000 yen (in Sep 06) and the member is responsible for highway tolls. This should cost approx. \$21.00 or 2400 yen. The taxi service accepts multiple forms of payment, Visa, MasterCard or cash. Also, van service is available for larger families. See maps below for location.

For more information regarding this service you can call +81 (0)476-34-8755 or visit [www.narita-airport.jp/en/access/bus/index.html](http://www.narita-airport.jp/en/access/bus/index.html)

- ❖ **Pet Hotel:** Narita Airport has a “Pet Hotel” in the basement of Terminal 2. Travelers who must stay at a local hotel can leave their pet here overnight. Price depends on the size of the pet.

**Terminal 2 Information**

- Floor Layout
- Arrival & Departure Procedures
- Connecting Flights
- Airlines
- Facilities & Services
- Restaurants & Shops
- Duty Free Shops & Brand Boutiques

**Facilities & Services**

**Pet Hotel**

The hotel is located on the basement 1st floor of the Terminal 2 Multistory Car Park building with direct access to Terminal 2.

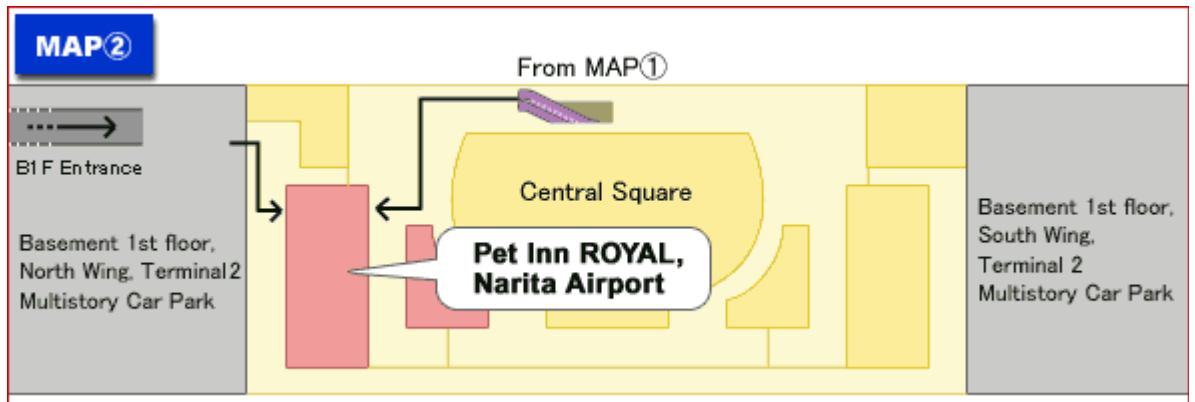
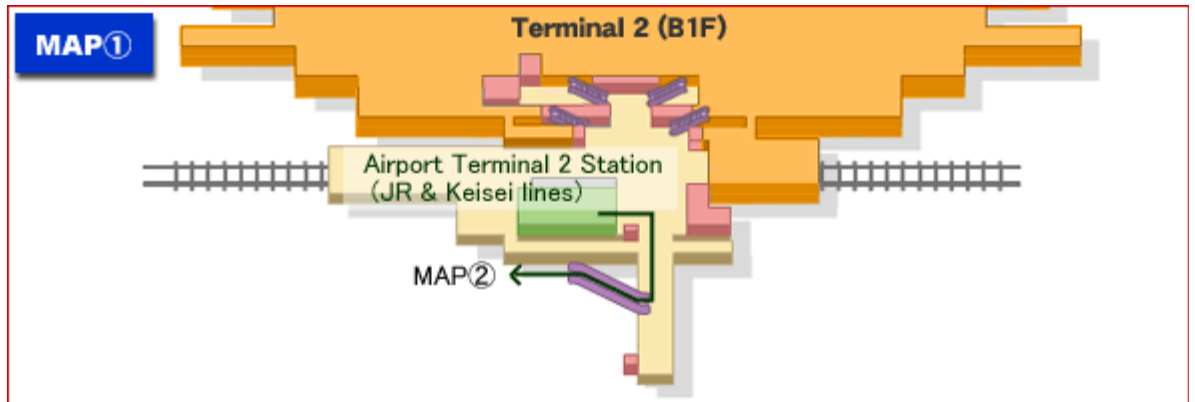
In addition to taking care of pets while passengers are on overseas trips, the hotel also features an adjoining veterinarian clinic and clipping salon. Passengers departing from Terminal 1 are also welcome.



**Terminal 2**

Name	Location	Hours	Inquiries				
Pet Inn ROYAL, Narita Airport	B1F, North Wing, Multistory Car Park No. 2	Hotel staff is on duty 24 hours a day.  *Telephone reservation hours 6:00 - 23:00	<table border="1"> <tr> <td>Telephone:</td> <td>+81(0)120-223-011 +81(0)476-34-6800</td> </tr> <tr> <td>Fax:</td> <td>+81(0)476-34-6767</td> </tr> </table>	Telephone:	+81(0)120-223-011 +81(0)476-34-6800	Fax:	+81(0)476-34-6767
Telephone:	+81(0)120-223-011 +81(0)476-34-6800						
Fax:	+81(0)476-34-6767						

**<Directions>**



(By Car)

- Park in the basement 1st floor of the North Wing of the Terminal 2 Multistory Car Park. The pet hotel can be accessed directly from the 1st floor basement in the north wing of the car park.
- Please check [the Road Maps & Parking](#) section for further access and car parking information.

(By Rail)

- Alight at the Airport Terminal 2 Station.
- Turn right after the security checkpoint and follow the Pet Hotel signs.
- For further details on rail access, please check [the Rail section](#).

Passengers wishing to go to Terminal 1 after checking their pets in at the hotel can use [the free terminal shuttle bus](#).

[→ Back to Services Menu](#)

## Use charge

For two or three pets add half the price of previous cost.

Room		Room type	Cost for one pet	Cost for two pets	Cost for three pets
Suite		Private room	JPY 20,000	JPY 30,000	JPY 40,500
Deluxe room		Private room	JPY 10,000	JPY 15,000	JPY 21,000
Standard room		Private room	JPY 8,000	JPY 12,000	JPY 16,050
Cabin	Large	35×47in	JPY 6,000	JPY 9,000	JPY 12,000
	Single	35×24in	JPY 4,000	JPY 6,000	JPY 8,040
	Twin		JPY 6,000	JPY 9,000	JPY 12,000
	Family		JPY 8,000	JPY 12,000	JPY 16,050
Silent cabin			JPY 6,000	JPY 9,000	JPY 12,000
Small animal cage			JPY 2,000	JPY 3,000	JPY 4,020
Deluxe room for cat		Private room	JPY 8,000	JPY 12,000	JPY 16,050
Cat cabin		35×47in	JPY 4,000	JPY 6,000	JPY 8,040

## Charge surplus

Room	Charge	Excess for one hour	Excess for two hours	Excess for three hours	Excess for four hours	Excess for five hours	For six hours or more at excess
Suite	JPY 20,000	JPY 850	JPY 1,700	JPY 2,550	JPY 3,400	JPY 4,250	JPY 20,000
Deluxe room	JPY 10,000	JPY 450	JPY 900	JPY 1,350	JPY 1,800	JPY 2,250	JPY 10,000
Standard room	JPY 8,000	JPY 350	JPY 700	JPY 1,050	JPY 1,400	JPY 1,750	JPY 8,000
Cabin	Large	JPY 6,000	JPY 250	JPY 500	JPY 750	JPY 1,000	JPY 6,000
	Single	JPY 4,000	JPY 200	JPY 400	JPY 600	JPY 800	JPY 4,000
	Twin	JPY 6,000	JPY 250	JPY 500	JPY 750	JPY 1,000	JPY 6,000
	Family	JPY 8,000	JPY 350	JPY 700	JPY 1,050	JPY 1,400	JPY 8,000
Silent cabin	JPY 6,000	JPY 250	JPY 500	JPY 750	JPY 1,000	JPY 1,250	JPY 6,000
Small animal cage	JPY 2,000	JPY 100	JPY 200	JPY 300	JPY 400	JPY 500	JPY 2,000
Deluxe room for cat	JPY 8,000	JPY 350	JPY 700	JPY 1,050	JPY 1,400	JPY 1,750	JPY 8,000
Cat cabin	JPY 4,000	JPY 200	JPY 400	JPY 600	JPY 800	JPY 1,000	JPY 4,000

\* Charge in excess of 24 hours is about 1/24 the amount of a full days rate per hour.

\* We will add the full day charge when excess time after 24 hours is six hours or more.

- In Case of Emergency:** To contact the Misawa AB operator from Narita on a commercial line please dial 0176-53-5181. If you have your sponsor's home or duty phone numbers please dial the following: Sponsor's on base home number, dial 0176-66 and the last 4 of home number or 0176-77 and the last 4 of the DSN duty number. If dialing from the U.S., call 011-81-176-77-5181, wait for the tone, and then dial the seven digit number of sponsor. Passengers can also

travel by train to Yokota AB (Fussa Station) which is the closest military base to the airport. Please check with the **AIRPORT LIMOUSINE** representative for direction.

Always~always, stay in contact with your sponsor.

The following are quarter deck or duty section numbers for the following commands:

NAF Misawa: DSN: 315-226-3755  
CTF 72/57: DSN: 315-226-3290  
NIOC: CELL: 090-2279-9891; PAGER: 172-0179  
AIMD: DSN: 315-226-4469  
NAVPACMETOC: CELL: 080-5691-4241  
NAVCOMMDDET: DSN: 315-226-4156  
MOMAU 12: CELL: 090-3122-5177/090-9032-0211  
PSD MISAWA: CELL: 090-4955-2775/090-4661-5430  
\*VP Squadron: DSN: 315-226-3642

\*VP Squadron rotates every six months

## **B. IN-PROCESSING:**

[Return to Table of Contents](#)

### *AIR FORCE IN-PROCESSING – RIGHT START*

**FIRST:** MPS in-processing occurs daily (M-F) at 1300, BLDG 653. Your sponsor must accompany you to this appointment. Once you have in-processed with MPS you will be given dates and times to attend Right Start.

**Tuesday:** Active Duty personnel only in Bldg 653 (MPS), Room 111, 9:00 a.m.-3:00 p.m. This session includes mandatory items including MPS, TMO, and finance. Members **MUST** in-process with MPS prior to attending Day 1. Be sure to bring the following items:

1. 10 copies of PCS orders and amendments
2. All receipts, including commercial auto, bus, lodging, and any additional expenses over \$75.00
3. All SATO and commercial airline tickets
4. Recruiter's Assistance Letter (if applicable)
5. Any advance travel pay information
6. Any finance records
7. New PCS address, home phone number, an duty phone number
8. A dark blue or black ink pen

**Wednesday:** Active Duty, civilians, spouses, and children in the Consolidated Club, 8:00 a.m.-4:00 p.m. This session includes briefings pertinent to everyone moving to Misawa. The afternoon includes the Drivers Training Brief and written exam, in order to receive the local driver's license.

**Thursday:** Misawa City Tour and Cultural Orientation (7:45 a.m.-11:30 a.m.)

**Friday:** Hachinohe City Tour (summer: 7:45 a.m.-2:30 p.m.; winter: 8:35 a.m.-2:30 p.m.)

The tours occur each week, sponsored by the A&FRC (tours will not occur on American Holidays and some Japanese Holidays.) They are **MANDATORY** for all Air Force active duty and highly recommended for all others (including family members). All tours leave from the Misawa Inn Conference Room. For further information or to sign-up (if you were unable during your in-processing) call the A&FRC at DSN 315-226-4735.

*Other MANDATORY briefings:*

The "Warrior Brief" is held the last Wednesday of each month from 10:00 a.m.-11:00 a.m. in the 35th FW Conference Room. This is a classified briefing for active duty Air Force. You must have a copy of your orders and your ID card to attend.

E-4 & Below Financial Refresher Class is held the third Wednesday of each month at 10:30 a.m. at the A&FRC in the Torii Bldg 656. This class is mandatory for USAF E-4 & below that do not attend the First Term Airmen Center (FTAC) at Misawa.

1<sup>st</sup> Duty Station Officer's Financial Class is offered monthly at the A&FRC. This class is mandatory for all officers in which Misawa AB is their 1<sup>st</sup> duty station. Officers will be scheduled for the class at Right Start.

FIRST TERM AIRMAN'S CENTER (FTAC): If Misawa is your first duty station you will attend a 7 day orientation through FTAC. Go to the Right Start in-processing listed above and you will receive further information about when and where to go to start your orientation.

### *NAVY IN-PROCESSING (CHECK-IN AND INDOCTRINATION)*

Check-In is held every day at 9:00 a.m. in Bldg 980. Please bring all spending receipts with you.

POC: Personnel Support Detachment  
Location: Bldg 980  
Telephone: DSN 315-226-4610/4611 or 011-81-176-77-4610/4611  
Hours: M-F 9:00 a.m.-3:00 p.m.

#### Base Indoctrination:

All active duty Navy personnel are required to attend a five-day orientation course to include Base Indoctrination, and overseas duty support program (Japan indoctrination), and driving safely in Japan. Dependents are welcome to attend the base indoctrination and overseas duty support program. All active duty members will be scheduled upon arrival. Point of contact is U.S. Naval Air Facility, Misawa Administration Office at DSN 315-226-3811.

### **C. FIRST TERM AIRMAN'S CENTER (FTAC):**

[Return to Table of Contents](#)

If Misawa is your first duty station you will attend a 7 day orientation to Misawa through the First Term Airman's Center. Go to the In-processing listed above and you will receive further information about when and where to go to start your orientation. Any questions please call DSN 315-226-3086 or stop by Bldg. 1006.

### 3. COMMUNITY INFORMATION

[Return to Table of Contents](#)

#### THE LAND OF THE RISING SUN!

Welcome to Misawa Air Base, a great place where U.S. Forces Japan and Japan Air Self Defense Forces, along with the Misawa Community, join together in a cooperative spirit to create one of the Pacific's finest military communities. Our unique location and war-fighting mission make Misawa an exciting place to work and play.

#### A. LOCATION AND GEOGRAPHY

**1. Location:** Latitude 40° 40' N, Longitude 141° 23' E

This is approximately the same latitude as Central Park in New York City; Newark, New Jersey; Kearney, Nebraska; Peoria, Illinois; Lima, Ohio; and Salt Lake City, Utah.

**2. Geographical Features:**

Misawa City is located in the southeastern portion of Aomori Prefecture on the northern end of Honshu Island. The Pacific Ocean lies at its east and Lake Ogawara on its northwest. It is surrounded by the towns of Kamikita on the west and the towns of Shimoda and Momoishi to the south. Misawa City is shaped like a rectangle and is 11 km wide (east-west) by 25 km long (north-south). It covers an area of 120.76 square kilometers (46.6 square miles) and has an elevation of approximately 130 feet.



Misawa has an airport, JR Eastern Japan Train Station, and Towada Kanko Dentetsu Station. Because Route 338 is along the Pacific coastline, Misawa is a transportation focal point to go to Lake Towada, Shimokita Peninsula, the northern part of Sanriku coast in Iwate Prefecture, or to Hachinohe, Towada, Aomori, and Mutsu cities.

**3. Population** of Misawa City is approximately 44,000.

**4. The Japanese People** are some of the most polite, friendly and courteous you will ever meet. Just remember their culture and customs are different from ours and we are in **their** country. Japan is a very safe country with very low rates of violent crime. The water here is safe to drink. Fresh fruits and vegetables (in season) and seafood are cheaper off base and of better quality. Just wash all fruits and vegetables first.

#### B. WEATHER

[Return to Table of Contents](#)

**1. Seasonal Summaries:**

**WINTER:** (December through February). Winter is in full force in December as the average daily temperature drops to 35°F and monthly snowfall totals reach 22.7". Average low temperatures cool to an average of 23°F in January and February, the coldest months of the year. Brisk winds during this season combine with low temperatures to create unpleasant wind chill conditions. Snow shower activity increases in January and February with snowfall totals rising to 39.7" 32.7", respectively.

**SPRING:** (March through May). Spring in northern Honshu starts out cold with plenty of snow, with March average daily temperatures of 36°F and monthly snowfall averaging just under 20". By April the average daily temperature has increased to 47°F with snowfall dropping to just over 3" for the month. May brings an end to snowfall as the average daily temperature rises to 56°F, but a change to wind flow from over the Pacific Ocean brings an end to pleasant spring-like conditions as low ceilings, drizzle, and fog become predominant.

**SUMMER:** (June through August). Summers in Misawa are normally cool and foggy until mid-August. A typical summer will see 22 days with fog in June, 24 in July, and 21 in August. The average daily temperature

in June is 61°F, rising to 72°F in August. By mid-August the foggy conditions give way to hot and humid conditions, with occasional temperature readings in the mid-90's not uncommon.

**FALL:** (September through November). September signals the end of the summer season in Misawa as temperatures cool to an average of 66°F. September is also the rainiest month of the year, with almost 7" of rainfall being the norm. By November temperatures have cooled to a daily average of 44°F and snowfall increases to 6.4", signaling the beginning of winter.

## 2. Misawa Weather Facts:

- Maximum rainfall in 24 hours was 7.07 inches in September 2001.
- Maximum monthly precipitation (all types) was 17.28 inches in September 1958.
- Maximum yearly precipitation (liquid equivalent (all types)) was 67.87 inches in 1958.
- Maximum snowfall in 24 hours was 43.1 inches in March 1952.
- Maximum monthly snowfall was 117.1 inches in January 1960.
- Maximum seasonal snowfall was 240.5 inches during the winter of 1983 to 1984.
- First snowfall is usually near 7 November.
- First measurable snowfall is usually around 17 November.
- First measurable snow depth is usually around 25 November.
- Last measurable snowfall is around 5 April.
- Last snowfall is usually around 15 April.
- Maximum recorded wind speed was 82 knots (94mph) September 1991.
- Maximum temperature on record is 97°F and occurred most recently in August of 1960.
- Minimum temperature on record is -4°F in February 1978.

## 3. Temperatures and Precipitation:

	Jan	Feb	Mar	Apr	May	Jun	Jul	Aug	Sep	Oct	Nov	Dec	Year
Avg Temp(°F)	29	30	36	47	56	61	69	72	66	55	35	33	50
Avg High(°F)	35	36	43	56	65	68	75	79	73	63	52	41	57
Avg Low(°F)	23	23	29	38	47	54	62	66	59	47	37	28	43
Days w/fog	1	2	2	6	11	14	22	24	21	11	6	3	126
Days w/Precip	16	14	12	10	10	11	12	12	13	11	13	14	150
Precip (liquid-inches)	3.0	2.6	2.8	2.8	3.2	4.1	4.8	5.4	6.6	4.1	3.0	2.3	43.9
Snow (Inches)	39.7	32.7	19.9	3.1	-	-	-	-	-	<1	6.4	22.7	125.1

## C. FESTIVALS AND HOLIDAYS:

[Return to Table of Contents](#)

### 1. Misawa Area Festivals:

Misawa Snow Festival	Feb	Misawa Port Festival	August
Spring Commerce Festival	May	Misawa Festival	August
A Cherry Flowers Festival	May	Miss Veedol Festival	August
American Day Festival	June	Air Festival	September
The Lake Ogawara Festival	July	Industries & Culture Festival	October
The Tanabata Festival	July	Christmas Festival	1-25 Dec
Beef and Potato Festival	August		

### 2. Japanese Holidays and Annual Events 2010 (\* denotes National Holiday)

January 1<sup>st</sup>\*: New Year "Shogatsu"  
 January, 2<sup>nd</sup> Monday\*: Coming-of-Age Day "Seijinn-no-hi"

February 3<sup>rd</sup>: Bean-Throwing Ceremony "Setsubun" Eve of the spring first day  
 February 11<sup>th</sup>: National Foundation Day

March 3<sup>rd</sup>: Girls' Festival or Doll Festival "Hinamatsuri"  
 March 21<sup>st</sup>\*: Vernal Equinox Day "Shunbun-no-hi"

April 29<sup>th</sup>\*: Showa Day "Midori-no-hi" (Birthday of the late Emperor Hirohito)

May 3<sup>rd</sup>\*: Constitution Day "Kenpo-kinenbi"  
 May 4<sup>th</sup>: Greenery Day  
 May 5<sup>th</sup>\*: Children's Day or Boy's Festival "Kodomo-no-hi"

July 7<sup>th</sup>: The Star Festival "Tanabata"  
 July 19<sup>th</sup>\*: Marine Day "Umi-no-hi"

August 13<sup>th</sup>~16<sup>th</sup>: The Festival of Souls "Obon"

September 20<sup>th</sup>\*: Respect for the Aged Day "Keiro-no-hi"  
 September 23<sup>rd</sup>\*: Autumnal Equinox Day "Shunbun-no-hi"

October, 11<sup>th</sup>\*: Health & Sports Day "Taiku-no-hi"

November 3<sup>rd</sup>\*: Culture Day "Bunka-no-hi" (Birthday of the late Meiji Emperor)  
 November 15<sup>th</sup>: Gala Day for children of 3, 5 and 7 years of age "Shichi-go-san"  
 November 23<sup>rd</sup>\*: Labor Thanksgiving Day "Kinro-kansha-no-hi"

December 23<sup>rd</sup>\*: The Emperor's Birthday "Tenno-Tanjyoubi"

**D. TIME CONVERSION CHART:**

[Return to Table of Contents](#)

Be sure to share this with friends and family, so they know when to call you. The chart below represents time zones during Standard Time. Japan does not participate in Daylight Savings Time, so all stateside times need to be adjusted up one hour during Daylight Savings Time.

		↓	PREVIOUS DAY USA				↓		
Japan Korea	PI Taiwan	Hawaii	Pacific Standard	Mountain Standard	Central Standard	Eastern Standard	Greenwich Mean Time	Paris Vienna Berlin	
0100	2400	0600	0800	0900	1000	1100	1600	1700	
0200	0100	0700	0900	1000	1100	1200	1700	1800	
0300	0200	0800	1000	1100	1200	1300	1800	1900	
0400	0300	0900	1100	1200	1300	1400	1900	2000	
0500	0400	1000	1200	1300	1400	1500	2000	2100	
0600	0500	1100	1300	1400	1500	1600	2100	2200	
0700	0600	1200	1400	1500	1600	1700	2200	2300	
0800	0700	1300	1500	1600	1700	1800	2300	2400	
0900	0800	1400	1600	1700	1800	1900	2400	0100	
1000	0900	1500	1700	1800	1900	2000	0100	0200	
1100	1000	1600	1800	1900	2000	2100	0200	0300	
1200	1100	1700	1900	2000	2100	2200	0300	0400	
1300	1200	1800	2000	2100	2200	2300	0400	0500	
1400	1300	1900	2100	2200	2300	2400	0500	0600	
1500	1400	2000	2200	2300	2400	0100	0600	0700	
1600	1500	2100	2300	2400	0100	0200	0700	0800	
1700	1600	2200	2400	0100	0200	0300	0800	0900	
1800	1700	2300	0100	0200	0300	0400	0900	1000	

1900	1800	2400	0200	0300	0400	0500	1000	1100
2000	1900	0100	0300	0400	0500	0600	1100	1200
2100	2000	0200	0400	0500	0600	0700	1200	1300
2200	2100	0300	0500	0600	0700	0800	1300	1400
2300	2200	0400	0600	0700	0800	0900	1400	1500
2400	2300	0500	0700	0800	0900	1000	1500	1600

**E. EMPLOYMENT OPPORTUNITIES:**

[Return to Table of Contents](#)

This section has information on AAFES, DODDS, Family Day Care, Federal, NAF, and reserve opportunities in the area. In addition to the items listed below, there are several universities, a bank, credit union, and contract positions on base. Also, many people have home businesses or volunteer during their time at Misawa.

**1. AAFES**

Building 325                      Tel: 616-5162  
 Applications accepted Mon – Fri, 0730-1630

AAFES, the Army & Air Force Exchange Service, is a worldwide retail, food and service business. It is a Department of Defense non-appropriated fund instrumentality (NAF). AAFES participates in the Military Spouse Preference program. Applications may be picked up any weekday, Monday-Friday. At the time the application is submitted, a screening interview will be conducted. Applications are maintained in an active status for three months and may be renewed for another 3 months by calling 616-6070/5162.

**SAMPLE POSITIONS**

Cashiers	Exchange Detectives	Office Associates	Warehouse Workers
Cashiers/Checkers	Food Service Workers	Operations Clerks	Warehouse Workers EMS
Cooks	General Sales	Sales Associates	(Early Morning stockers)
Custodial Workers	Laborers	Store Associates	
Customer Service Reps	Mobile Sales Associates	Ticket Sells	

**2. DODDS (Department of Defense Dependent Schools)**

Sollars Elementary School                      226-3933  
 Cummings Elementary School                      226-2647  
 Edgren High School                                      226-4377

Applicants for DODDS positions **must be U.S. citizens**, except for a few host nation hires. DODDS utilizes the Military Spouse Preference program which gives military spouses a one-time priority over other applicants once each PCS.

Positions at DODDS schools include teachers, substitute teachers, educational aids, substitute nurses, secretaries, office automation assistants, school administration clerks, health aids, library media clerks, clerk typists, data transcribers, computer clerks, monitors, mail clerks, and financial clerks. There are other support positions hired through AAFES and the Civilian Personnel Office.

Positions are advertised locally and announcements include instructions on how and when to apply. Employment packets can be picked up at any one of the schools. Applications are kept on file.

**3. Family Child Care Program**

Bldg 656, Torii Bldg                      Tel: 226-CARE (2273)  
 Office Hours: Mon – Thu, 8:30a.m. – 9:30a.m.; 9:30 a.m. – 4:30 p.m. by appointment only.

You may care for children in your home once you have been approved by the Family Child Care Program. FCC providers are required to obtain CPR, First Aid, and food handler's certificates. The FCC Coordinator, the Fire Department, Environmental Health, and the Safety Office inspect their homes. The last step before

receiving their certificate is to purchase liability insurance. The approval authority for FCC homes is 35 MSG/CC. Contact the FCC Coordinator at the 35th Services Squadron (FSS), Bldg 656 at 226-2273.

#### **4. Federal Employment (Air Force):**

Civilian Personnel Office      Tel: 226-4621  
Building 653, Room 101 - Customer Service Area

Most of the local hire positions are in the categories of clerical/secretarial, child care providers, or motor vehicle operators (school bus drivers). Other positions are occasionally advertised. When searching for US Federal Civil Service positions worldwide (including those at other Air Force bases), a good source of information is the Internet. <http://www.usajobs.opm.gov>

#### **5. Federal Employment (Navy):**

Misawa POC for Yokuska CPO      Tel: 226-4239  
Building 980, 2<sup>nd</sup> Floor

The Navy has about five civilian positions at Misawa, all of them at the Naval Air Facility. Most of the positions are clerical or secretarial. One is a registered nurse position.

#### **6. Non-Appropriated Fund (NAF) – 35th Force Support Squadron**

Building 653, Room 126      Tel: 226-3108  
Web site: [www.35fss.com](http://www.35fss.com)

The NAF Personnel Office is the central location for all Community Support Squadron and Billeting non-appropriated fund personnel functions. The Force Support Squadron utilizes Military Spouse Preference program. **Ask about this program. It can be confusing!**

Positions are located in facilities such as the Officers and NCO clubs, Bowling Alley, Golf Course, Force Support Squadron supply, Ski Lodge, base beach, Arts & Crafts Center, Child Development Center, preschool program, gyms, Teen and Youth Centers, Veterinary Clinic, and the Mokuteki Recreation Center. Apply for announced jobs by picking up an application at the NAF Human Resource Office, 10:00 a.m. to 3:30 p.m., Monday through Friday.

Some jobs are announced on radio and TV as well as published in the Misawa Air Base Bulletin and Navy Plan of the Week. Applications are kept active for 90 days, and must include a copy of the sponsor's PCS orders.

#### **7. Contracting Positions**

A very small number of contract jobs are available to military spouses. There are contract jobs available for 35 Force Support Squadron such as dance instructors, arts and crafts instructors, swim team coaches, gymnastics instructors, self defense instructors, youth sports officials, etc. There are also positions available at the 35 Medical Group, the Base Education Office, and the Airman and Family Readiness Center. Call the 35 Contracting Squadron, for information at 226-3895/3496.

#### **8. Home Business**

Some businesses for profit may be conducted from your military family housing unit. The approval authority for home business requests is 35 MSG/CC. Anyone desiring to operate a business out of military family quarters must contact the Housing Office at 226-3200 for an information packet.

## **F. SCHOOLS:**

[Return to Table of Contents](#)

### **1. Sure Start Program**

Sure Start is an educational program designed to help pre-kindergarten children (4 years of age prior to 1 Sep) get ready for school. Equivalent to Head Start in the United States, it is part of the National Educational goals. The target population includes children of families with limited income and/or resources. Junior enlisted personnel, single-parent, parent(s) who have not graduated from high school, , large families with stretched

resources, and younger families stationed in isolated areas. Even though family is an important factor considered in enrollment; it is not the sole factor.

In developing Sure Start, program designers looked to the highly acclaimed Head Start mode for guidance. With three decades of successes to its credit, Head Start was singled out as a “shining star among Federal Programs.” Sure Start strives to incorporate the many features of Head Start which correlate with high quality. These include the following:

- A full day program (6 hours, based on the school location of the program)
- A four-pronged service delivery system (education, health, social services, and parent involvement).
- Medical, dental, and developmental screening for all enrolled children.
- Nutritious lunches and snacks that take into account children’s individual and cultural preferences.
- Active involvement in the program by families of all children.
- Developmentally appropriate practices at the core of all programming. Careful planning ensures that the program environment, climate, materials, routines, and activities are appropriate to the children’s age, individual needs, and cultures.

Sure Start is made up of four equally important components. The education component offers children a variety of learning activities that encourage their socio-emotional, cognitive, and physical growth. The health component provides children with comprehensive medical, dental, mental health, and nutritional services. The social services component extends outward to families, providing referrals and linkages with all of the community resources on an installation.

The mandatory parent involvement component of the Sure Start program is base on the philosophy that children benefit most when parents become partners with teachers in their children’s education. Requirements of the parent involvement component include a parent orientation and monthly parent meetings. Parents agree prior to registration that an involvement commitment is a precondition for enrollment.

Also, for more information about the program in general, visit the DoDEA Sure Start Home Page: [www.dodea.edu](http://www.dodea.edu). For application and enrollment qualifications call Sollars Elementary at 226-3933 or Cummings Elementary at 226-2647 for more information.

## 2. Department of Defense Dependents Schools (DoDDS):

Misawa AB has three DoDDS facilities:

Cummings Elementary School (DSN 226-2647)

Grade Level: PreK-6

Areas Serviced: North area housing

Sollars Elementary School (DSN 226-3933)

Grade Level: PreK-6

Areas Serviced: Main-base housing and off-base housing

Edgren High School (DSN 226-4377)

Grade Level: 7-12

Areas Serviced: Entire Misawa community

**a. Registration Process:** When you first arrive at Misawa your child will temporarily attend Sollars ES; as it is zoned for Temporary Billeting/Quarters. When you know where you will be living (on or off base), there is a possibility that your child could be moved to another school, unless you remain in the same zoned area. You will need to register.

### b. Required Documentation

- Immunization Certificate. All students must have their immunizations updated and certified by the immunization personnel at the Misawa AB Hospital. School Officials require DoDDS Certificate of

Immunization Form/DSPA 122.1 (Jan 94) at the time of registration. This form can be obtained at the school office. Contact the Immunization Clinic, DSN 226-6192 for more information.

- **Passport or Birth Certificate** (Pre-K, Kindergarten and First Grade only).
- **Orders.** Copy of Sponsor's orders with children listed as command-sponsored family members. Navy personnel: PCS Orders and dependent entry approval/Eligibility for DoDDS Form in order to register.
- **DEROS Verification.**
- **Academic Records.** Previous school records or address of previous school in case in-processing school needs to request records/additional. Include an Individualized Education Program (IEP) and any other supporting documentation if eligible for special education or other services.
- **Student's Social Security Number.** The student's social security is needed to complete registration. If you have forgotten your child's SSN, contact the Military Personnel Section, Customer Service (bldg 653), 226- 3962 for assistance. If you have not applied for a SSN for your child; contact the Legal Office (bldg 656) at 226-4022 for assistance.
- **Emergency Point of Contact.** Emergency contact information is **required** to complete the registration process. Newly arriving families often do not know anyone at their gaining base. Many parents list supervisors, commanders or sponsors when they first arrive, and update their emergency POC once settled.

c. **DODEA Web Site:** Visit the DODEA web site at [www.dodea.edu](http://www.dodea.edu) for more information about DoDDS and Misawa Schools.

d. **Transportation:** The DODDS Japan District Student Transportation Office provides school bus transportation for Misawa AB. The DoDDS Misawa Student Transportation Office (STO) registers eligible students and issues bus passes. Additional information is available on each school's website and by calling DSN 226-9119. Before selecting housing, confirm the location of the nearest bus stops identified on maps in the base housing office. Failure to do this could result in your living in an area that falls outside of the bus commuting zone and require that you transport your children to the nearest bus stop or to school.

e. **School Meal Program:** The Army and Air Force Exchange Service (AAFES) provides lunch for students attending Misawa AB schools. Children who qualify under USDA guidelines may get lunch free or charge or at a reduced price. To apply, complete the Free and Reduced Price School Meals Application. These applications are available in the Customer Service Area of the Base Exchange and in the main office at each DoDDS school. Place the completed application, along with a copy of a current LES, in the drop box at the Base Exchange. If others in the family are employed, list each person in the family, their current earnings, and attach pay statements for them as well. For additional information, contact the School Liaison Office at [schools.officer@misawa.af.mil](mailto:schools.officer@misawa.af.mil).

### 3. Higher Education:

During your stay in Misawa, you should meet with the Education Center or the Navy College representative to discuss your educational goals. The schools on base are Central Texas College, University of Maryland, University of Phoenix, and Troy University. For more information contact the Education Center at 226-4201.

a. **Spouse Tuition Assistance Program:** Be sure to check with the local Air Force Aid Society (226-4735) and/or the Navy Marine Corp Relief Society (226-3721) to see what assistance is available for spouses overseas.

b. **Education & Training Flight Services:** Bldg. 653 Room 203/204, 226-4201/3904 Commercial: 011-81-176-77-4201, Fax: 226-9576.

- |  |   |
|--|---|
| <ul style="list-style-type: none"><li>• Testing</li><li>• Tuition Ast. &amp; Financial Aid</li><li>• Navy College</li><li>• ECI College</li><li>• Community College of the AF</li><li>• Counseling</li></ul> | <ul style="list-style-type: none"><li>• Military Training</li><li>• CDC Test Administration</li></ul> <p><b>Available Tests:</b></p> <ul style="list-style-type: none"><li>• CLEP/DANTES</li><li>• GED/SAT/ACT/PRACTICE</li><li>• ECI Tests</li></ul> |
|--|---|

**c. Central Texas College, 222-8208**

Courses offered through classroom or Distance Learning. 6 weeks onsite classes and DL is 8 weeks long. We offer (ESL) English as a Second Language class.

**Associates Degrees:**

- Applied Management
- Early Childhood Professions
- General Studies
- Information Technology
- Criminal Justice

**d. University of Phoenix, 226-3687**

**Master's Degrees:**

- Management
- Education

**e. Troy University, 226-3748**

**Master's Degree:**

- Master of Science in International Relations

**f. University of Maryland, 616-8290/8225**

Courses are offered through classroom instruction and distance learning via the Internet

**Certificates:**

- Accounting
- Computer Studies
- Japanese Studies
- Management

**Associates:**

- Accounting
- Business & Management
- Computer Studies
- General Curriculum
- Japanese Studies
- Management Studies
- Mathematics

**Bachelors of Arts/Science Degrees:**

- Asian Studies
- Business & Management
- Communications
- Computer Information Systems
- Computer Studies
- English
- Government & Politics
- History
- Information Systems Management
- Management Studies
- Psychology
- Sociology

**G. CHILD CARE:**

[Return to Table of Contents](#)

In this section you will find information on the CDC, Family Home Child Care, School Age Programs and the Air Force Aid Program for assisting with childcare for PCS and volunteers.

**1. Child Development Programs** at Misawa Air Base offer full day care for children 6 weeks to 5 years of age. There is one center servicing the Misawa community, Yoiko, located on Main Base.

**YOIKO CHILD DEVELOPMENT CENTER**

Located on main base. DSN: 226-4666, Commercial: 011-81-176-77-4666

FAX: 226-5453, 011-81-176-77-5453

Email: 35fss.airmanandfamilyservicesflight@misawa.af.mil

If you are PCSing to Misawa Air Base, and wish to be placed on the waiting list, you can pre-register your child(ren) by accomplishing the following: - Fax a copy of DD form 2606 and a copy of your orders using the fax number or address listed above. DD form 2606 can be picked up at your local on base Child Development Center. There is a wait list for child care of approximately 150 days. The wait list is dependent upon the age of

your child. Infant and Toddler child care is the longest waiting period, due to the ratio and space allocated. In order to reduce the waiting time, it is recommended that you get on the inbound wait list prior to arriving to Misawa by following the instructions in the registration section.

**What You'll Need To Enroll Your Child(ren)**

- A copy of your child(ren)'s shot records. All shots must be current or medical documentation must be provided if a required shot can't be given.
- A copy of your LES/pay stub (within 30-days), that lists your entitlements, such as base pay, BAS, BAQ, etc. (Required for center-based care only)
- A completed AF fm 357, "Family Care Plan". (Required for all single and dual military families)
- Special Needs and/or allergies to foods, insect bites, or any type of allergies will require medical documentation. This will help us determine if we will be able to meet your child's needs.

**2. The Family Child Care Office**

Located at bldg. 656. The Coordinators will assist you in finding a provider who fits your needs. Give them a call at 226-CARE they will be glad to send you information on our Family Child Care Programs

**3. School Age Program:**

**Cheli School-Age Program**

Fax: DSN: (315) 226-2560

Commercial: 011-81-176-77-2560

Limited drop in care is available at both locations for new arrivals completing in-processing. Presently, there is a waiting list for permanent center-based care. If you are PCSing to Misawa and wish to be placed on the waiting list, you can pre-register your child by accomplishing the following:

Fax a copy of DD Form 2606 and a copy of your orders using the fax number listed above. You can also mail it using the address listed above. DD form 2606 can be picked up at the Child Development Center or School Age Program at your current base. Your orders and the date that the information was received will be used to determine where you will be placed on the waiting list. Once you have arrived in Misawa, if a space is not yet available or you would prefer a home setting over center-based care, contact the Family Child Care office for referral to a quality, licensed provider. The Family Child Care Office is located at bldg. 656 and can be reached by phone at DSN 226-2273.

**Requirements:** to enroll in the school age program or family child care programs, you must have the following:

- A copy of your child's shot records. All shots must be current.
- A copy of your most current LES/pay stub that lists out your entitlements such as base pay, BAS, BAH, etc.
- A completed AF Form 357, "Family Care Plan" if you are single/dual military

The School Age Program offers a before and after school program as well as summer and holiday camps. Hours of operation are from 6:00 a.m. to 6:00 p.m. On the days that school is not in session, full-day is offered. Weekly rates are based on a sliding scale commensurate with total family income. Misawa Air Base has two elementary schools. Children attending Cummings Elementary School located in the north area of the base will be transported by bus each morning and afternoon. Children attending Sollars Elementary School will be walked to and from school by the School Age Program Assistants daily.

**4. Child Care for PCS:** Childcare for PSC provides 20 hours of child care per child, within 60 days of departure or arrival at Misawa AB. Paid for by the Air Force Aid Society. The Air Force limits the authorized providers to on-base, licensed Family Day Care homes. Call the Airman and Family Readiness Center for more information, 226-4735.

**Eligibility:**

- Active duty Air Force personnel are eligible for this program at Misawa.
- Certificates are valid only on the base where the certificate is issued.
- Enrollees must present certificates at the time they access child care.

## 5. Child Care for Volunteering

Any individual interested in volunteering in non-fund raising activities that support the entire Misawa community is eligible to use the Child Care for Volunteer Program. Only licensed home child care providers residing on Misawa Air Base are eligible to provide child care services for this program. Providers must be registered with the Family Child Care office in order to receive payment. For all volunteers, the maximum that Air Force Aid Society can pay is \$280.00 per month (Air Force Aid Society currently pays the providers \$4.00 an hour per child). Visit the Airman and Family Readiness Center or call for more information on volunteering or using this program, 226-4735.

## H. MEDICAL CARE:

[Return to Table of Contents](#)

**To Make an Appointment:** Medical appointments are available for routine medical conditions, acute illnesses, and health maintenance exams for children and adults. The appointment line 226-6111 is open 0700-1600 daily. Dental exam appointment, for other than active duty Air Force personnel, should be made during the military sponsor's birth month. The dental appointment line is 226-6700 is open 0700-1600 daily.

**Prescription Refills:** Call 226-6608 for prescription refills or visit our web site at [www.misawa.af.mil/orgs/35mdg](http://www.misawa.af.mil/orgs/35mdg) to access our "On-line Pharmacy Refill Request Form". Refill requests before 0700 will be available after 1000 that duty day.

For Medical Emergency or Ambulance Service call 911 or 53-1911 off base.

Services and clinics available at the 35 Medical Group include:

- Family Practice
- Internal Medicine
- Pediatrics
- Obstetrics/Gynecology
- General Surgery
- Orthopedics
- Psychiatry
- Behavioral Health
- Substance Abuse
- Optometry
- Flight Medicine
- Emergency Services
- Physical Therapy
- Nutritional Medicine
- Medical laboratory
- Pharmacy
- Radiology
- Public Health
- Immunization
- Occupational Health
- Health Promotion & Wellness
- Family Advocacy
- General Dentistry
- Pediatric Dentistry
- Oral Surgery
- Orthodontics
- Periodontics

## I. CHAPEL / WORSHIP:

[Return to Table of Contents](#)

**1. Main Base Chapel**, Bldg. 358, DSN 226-4630. Call for information on other faith groups, Holy Days, programs and activities.

### **Protestant**

Sunday, 0800 – **Traditional Protestant  
With Holy Communion**  
Sunday, 1055 – **Contemporary Protestant**

Sunday, 1245 – **Inspirational/Gospel**

Religious Education (226-5640)

Sunday 0930  
(Sept-May @ Sollars Elementary)

FOG (Fellowship of God) Youth Group  
(226 - 5640)

Sunday, 1800-2100 Chapel  
Wednesday, 1200-0100 ROTC Building

### **Jewish**

1<sup>st</sup> Friday, 1900  
3<sup>rd</sup> Friday, 1900

**Catholic**

Sunday, 0930 – Mass  
Sunday, 1230 – Mass  
Tuesday thru Friday, 1130 – Mass  
Wednesdays, 1700 – Youth Mass

Religious Education

Sunday 1100-1200  
(Sept-May @ Sollars Elementary)

**2. Security Hill Chapel,  
Church of Christ Services**

Sunday, 1015 & 1730  
Bible Study: Sun, 0900 and Mon, 1900

**3. Other Places of Worship:**

Calvary Baptist Church

Ph: 53-2734 POC: Armand Jalbert

Christian Serviceman Center

Ph: 53-9850 – Rev. Demps Overcash

Church of Christ

Ph: 226-3118 – MSgt Michael Wester

Church of Jesus Christ of Latter-day Saints

Ph: 226-3056 – Pres. Capt Tyler Harris  
Ph: 53-9656 – church  
<https://secure.lds.org/units/home/0,9781,600-1-7-72117,00.html>

Faith Baptist Church

Ph: 57-1190 – Pastor Robert Monteith III  
[www.fbc-misawa.org](http://www.fbc-misawa.org)

Seventh Day Adventist

Ph: 226-6200 – Capt Judy Tupolo

Greater Love Missionary Baptist Church

Ph: 226-6404 – Pastor Shawn Smith

Islamic

Ph: 226-1588 – TSgt Keith Cherry

Korean Christian Church

Ph: 51-1134 – Rev. Sung Joo Lee

Misawa Korean Church

Ph: 51-3390 – Rev. Tae Ho Yi, Yong Suk Yi

Misawa Earth Religions Study Group

Ph: 616-5644 – Teresa Morrow  
Ph: 616- 3964 - Shelby Jennings  
Ph: 57-3245 - Arasin & Rayanne Staubly

Rite of Reconciliation

Sunday 0845 – 0915 or by appointment; call 226-4630

**Seventh Day Adventist**

Saturday, 1000

**Islamic**

1200 Worship (Friday)

Our Lady of Assumption

Ph: 57-0105 – Fr. Andre Leveille

## **J. RECREATION:**

[Return to Table of Contents](#)

There is so much to see and do, that you could keep busy your whole tour. Skiing (very inexpensive), snow/ice festivals, ice skating, hockey, sledding, snow shoeing, etc. are available in the winter. Spring brings more festivals, cherry blossoms and trips/tours. Summer has water skiing, canoeing, paddleboats, swimming, hiking, trips/tours, festivals, camping, etc. The Japanese love it when we join in on their festivals. It does not matter if you know what you're doing or not. The base regularly has trips and tours offered through ITT and Outdoor Recreation. Plus, many places are within easy driving distances. The base has indoor heated swimming pool that is open year round and they offer swimming classes and water aerobics. Various clubs on base make it easy to get involved. Information on recreational activities is available at Outdoor Recreation, Misawa ITT, and the Airman and Family Readiness Center.

## **K. PHONES AND INTERNET:**

[Return to Table of Contents](#)

**1. Phones – General Information:** US portables/cordless phones are **illegal** in Japan. **Walkie-talkies are also illegal in Japan.** It is a \$10,000 fine if you are caught with one. Since 30 March 2009 phone service for family housing residents, as well as internet is provided by Verizon.

**2. Phones – Off-base Residences:** Options for phone service off base include:

- a. Purchase a phone line. This is very expensive in Japan and can be well over \$500 and still includes monthly service charges.
- b. Rent a phone line.
- c. Pay the monthly bill for a phone line already owned by the landlord.
- d. Install a pay phone (yes, a pay phone in your home).
- e. Have no phone at all.
- f. Purchase a cell phone.

If you plan to have internet service in your off-base residence, the service provider may be able to assist with arranging phone service as well.

**3. Phones – On-base Residences:**

- **\*Effective 30 Mar 09, on-base residents and unofficial phone lines will convert to Verizon Business.**
- **See below table for basic monthly costs:**

<b>Phone</b>	<b>\$36.00</b>
<b>Maintenance Fee</b>	<b>\$3.00</b>
<b>Voice Mail</b>	<b>FREE</b>
<b>Call Waiting</b>	<b>FREE</b>
<b>Caller ID</b>	<b>FREE</b>
<b>Call Blocking</b>	<b>FREE</b>
<b>Call Forwarding</b>	<b>FREE</b>
<b>100 free minutes to the U.S.</b>	<b>FREE</b>
<b>Total Phone</b>	<b>\$39.00</b>

\*Additional fees will apply for domestic and international calling. Details can be found at: <http://www.verizonbusiness.com/us/govt/misawa/>.

**4. Internet – Off-base Residences:**

There are several internet service providers available to off-base residents, some with office right outside the Main Gate. There are many service options available including dial-up, ISDN, and fiber optic. Prices can vary greatly depending on the type of service and the method you use to obtain a phone line. Internet service providers can usually also help you with obtaining phone service. We recommend doing some comparison shopping, and you should be able to find a service that meets your needs and your budget.

**5. Internet – On-base Residences:**

Effective 30 Mar 09 the only internet provider available on base is Verizon Business. You must have a phone line in order to receive internet services on base. Additional details on Verizon services can be found at:

<http://www.verizonbusiness.com/us/govt/misawa/> .

<b>Internet (12 Mbps)</b>	<b>\$60.99</b>
<b>Total Phone/Internet</b>	<b>\$99.99</b>

**L. TELEVISION AND RADIO:**

[Return to Table of Contents](#)

**TV and Radio stations:** Cable TV is provided without cost to on-base residents by the 35th Communications Squadron. There are plans to offer a commercial, pay-cable service, and additional channels, in the future. AFN will remain free. Here’s what we have:

- Channel 3 – AFN spectrum
- Channel 4 – AFN prime Pacific
- Channel 5 – AFN news
- Channel 6 – AFN xtra
- Channel 7 – AFN Program Guide
- Channel 8 – Pentagon Channel
- Channel 9 – AFN family
- Channel 10 – AFN movie
- Channel 11 – AFN sports
- Channel 12 – AFN prime Atlantic
- Channel 13 – Commander’s Access Channel
- Channel 14 – Base Weather Channel
- Channel 15 – 35 FSS Sq
- Channel 16 - DoDDs
- Channel 17 – Air Mobility Command
- Channel 18 – Navy Movie Channel (G & PG)
- Channel 19 – Navy Movie Channel (PG-13, R)
- Channel 20 – Navy Movie Channel (PG-13, R)

The rest are local Japanese channels. Some have English programming, but they are very interesting even when you do not understand it! And on the weekends they will sometimes play movies in English. Also, included are several AFN Radio services. Complete TV schedules are available on MyAFN.net.

Decoders are available through the BX and FMO to off-base residences for AFN programming. Without the decoder, only AFN|prime Pacific is available on UHF-TV Channel 66 with a “rabbit ears” or rooftop antenna.

AFN Radio is broadcast on AM 1575 kHz, and base cable FM 88.3 mHz. Tune to AFN Misawa AM 1575 for the latest weather conditions and school closings. You can receive the station on FM by connecting a radio to the on-base cable TV feed then tuning to the FM band. The base radio station is also provided as the audio on the Commander’s Access Channel and the AFN Program Guide. More radio channels are available on base as part of the TV package or by connecting a radio to the cable TV on base

**M. CARS:**

[Return to Table of Contents](#)

Almost everyone buys used cars. You cannot take Japanese cars back to the US without incurring high cost. Average price is \$2-4,000, with trucks and vans running up towards \$7,600. You can often find decent cars for less. Sometimes you can even get one free (they go fast, usually just junkers). Make sure it has 1-2 years Japanese Compulsory Insurance (JCI) remaining or, at the very least, 6 months JCI remaining. You must purchase liability insurance in addition to JCI. There is also road tax every April, averaging \$100 per car, it is based on the kind of car you have. Also with JCI, when you have to JCI your car again, it is very expensive, you might want to put a little money away each month for insurance expenses.

**N. PETS:**

[Return to Table of Contents](#)

If you bring a pet, keep all the paperwork you need with you. For information about what happens to your pet in the event of a NEO evacuation, contact the Airman and Family Readiness Center Readiness (A&FRC) NCO or your unit Key Spouse. We have a veterinary clinic on base. There are also 3 vet clinics off base that speak good English and in fact are sometimes cheaper! In the event of an emergency after hours you may call the hospital emergency room (not 911) to have them call the vet on call, or you may have to use the off base clinics.

**O. BASE DIRECTORY (ABBREVIATED)**[Return to Table of Contents](#)

## EMPLOYMENT AGENCIES

AAFES HRO	616-5162/6070	Bldg. 325	M – F: 7:30 am – 4:30 pm Closed Federal Holidays
USA Jobs	<a href="http://www.usajobs.gov">www.usajobs.gov</a>		
Navy HRO	226-4674	NAF Bldg 980	M – F: 7:30 am – 4:00 pm Closed Federal Holidays
35 FSS HRO	226-3108/9275	Torii Bldg	M – F: 8:00 am – 3:30 pm Closed Federal Holidays

## FOOD / RESTAURANTS

Burger King	616-5905	Bldg. 526	M – Sat 6:00 am – 9:00pm Sun 9:00 am – 9:00 pm
Café Mokuteki	616-6388	Bldg. 626	24 hours daily Closed 2nd Tue. Of month Lunch special 11:00 am – 2:00 pm Breakfast: 11:00 pm – 11:00 am
Dining Facility (Falcon Feeder)	226-1635	Bldg.	Breakfast: 6:30am - 8:30 am Lunch: 11:30 am – 2:00 pm Expressway: 2:00 pm – 6:00 pm (take out only) Dinner: 8:00 pm – 10:00 pm
Dining Facility (Flight Kitchen)	226-4463	Bldg. 624	
Dining Facility (Grissom)	226-4463/4902	Bldg. 624	Breakfast: 5:30 am – 8:00 am Lunch: 10:30 am – 1:00 pm Expressway: 1:00 pm – 2:00 pm (take out only) Dinner: 4:30 pm - 7:30 pm Midnight Meal: 10:30 pm - 12:30 am
Food court	616-6129	Bldg 325	M – Sat: 10:30 am – 8:00 pm Sun: 10:30 am – 7:00 pm.
Los Guerreros (Mexican Restaurant)	616-2064	Bldg. 1464	Closed for Renovations
Magnums Steak & Seafood	616-1893	Bldg. 486	Tue – Sat: 5:00 pm – 9:00 pm Closed Sun & Mon
Tohoku Dining Room	616-1893	Bldg. 486	Lunch: M - F, 11 am - 1 pm Dinner: M - Sun, 5 - 8 pm Brunch: Sun, 10 am - 1:30 pm
Popeye's	616 – 1733	Bldg. 525	M – F: 6:00 am – 9:00 pm Sat: 9:00am – 9:00 pm Sun: 10:00 am – 9:00 pm

## MILITARY AND PERSONNEL SERVICES

Accounting & Finance	226-9242	Torii Bldg	M-F: 9:00 am – 4:00 pm
Loan Locker	226-4735	Torii Bldg	Tues.: 10:00 am – 2:00 pm
Airman and Family Readiness Center	226-4735	Torii Bldg	M – F: 7:30 am – 4:30 pm
Furnishings Management Office	226-3565	Bldg 1341	M – F: 7:30 am – 4:30 pm

Hospital	Appt. Line phone: 226-6111	Bldg. 99	Appt. Line hrs: M – F: 7:00 am – 4:00 pm
Housing	226-3200	Torii Bldg	M – F: 7:30 am – 4:30 pm
Legal	226-4022	Torii Bldg	M – F: 8:00 am – 3:00 pm
Military Personnel Section—Air Force	226-3962	Bldg. 653	M-F: 7:30 am – 4:30 pm
Navy Personnel Support Detachment	226-4610	NAF, Bldg. 980	M – F: 7:30 am – 4:00 pm. W – Thur: 7:30 am – 3:00 pm
Women Infant and Children Overseas (WICO)	226-5592	696	M-F: 7:30 am – 4:00 pm
Traffic Management Office	Inbound/outbound: 226-3525; QC: 226-3310	Torii Bldg	M – F: 8:00 am – 3:30 pm

#### RETAIL

AAFES BX - Exchange Mall	616-5773	Bldg 325	M – Sat: 9:00 am - 9:00 pm Sun: 9:00 am – 7:00 pm
Commissary	226-3823	Bldg 323	Tues. -Sat: 9:00 am – 7:00 pm Sun: 10:00 am – 5:00 pm Closed Monday
Furniture Mart	616-6116/3607	Bldg 429	Tu – Sat: 10:00 am – 6:00 pm Sun 10:00 am – 5:00 pm
Shoppette	616-5750	Bldg 525	Daily 6:00 am – 12:00 am

#### CHILD CARE / SCHOOLS / YOUTH SERVICES

Child Development Center	226-4666	Bldg 10	M – F: 6:00 am – 6:00 pm
Family Child Care Office	226-2273	Bldg 656	M – F: 7:30 am – 4:30 pm
Cummings Elementary School	226-2647	Bldg 1948 (North Area)	M – F: 7:00 am – 4:00 pm
Edgren High School	226-4377	Bldg 746	M – F: 7:00 am – 4:00 pm
Lunney Youth Center - ages 9-12	226-3220  Youth Sports, Phone 226-3882	Bldg 112	Office: M – F: 10:00 am – 5:00 pm Youth Center Hours: Open Recreation M – F: 2:15 – 6:15 pm Sat: Noon – 5:00 pm Closed Federal Holidays except for special events
School Age Program Grades K - 6	226-2266	Bldg 412	M – F: 6:00 am - 8:30 am & 2:50 pm – 6:00 pm Closed Sat, Sun & Federal Holidays
Sollars Elementary School	226-3933/4195	Bldg 80	M – F: 7:30 am – 4:30 pm
Wakasa Teen Center - ages 13-18	226-2170	Bldg 628	Mon -Thurs: 2:45 pm – 6:45 pm Fri: 3:00 pm – 11:00 pm Sat: 6:00pm – 11:00pm Hours subject to change for special events

#### BASE SERVICES

Arts & Crafts	226-3786/4452	Bldg. 645	M-Sat: 10:00 am – 6:00 pm Closed the second Tuesday of each month
Auto Skills	226-4654	Bldg. 767	Tues – Fri: 11:00 am – 8:00 pm Sat: 9:00 am – 6:00 pm Sun: 10:00 am – 6:00 pm Closed 2nd Tue each month and every Mon
Base Beach	226-9378		Sat, Sun: 9:00 am – 4:00 pm (beach rentals) Open between Memorial Day and Labor Day
Base Chapel	226-4630	Bldg 358	M – F: 7:30 am – 4:30 pm
Base Pool (Himberg)	226-3152	Bldg. 625	<b>Open Swim</b> Mon - Fri: 1:00 – 3:00 pm 2 <sup>nd</sup> & 4 <sup>th</sup> Fri: 6:00 pm – 8:00 pm Sat: 1:00 pm – 4:00pm <b>Lap Swim</b> Mon - Fri: 6:00 am – 10:00 am, 11:00 am – 6:00 pm Sat: 8:00 am – 12:00 pm, 1:00 pm – 5:00 pm 1 <sup>st</sup> & 3 <sup>rd</sup> Fri closed for training 3:00 pm. – 4:00 pm. Closed Sun.
Walmsley Bowling Center	616-3998	Bldg. 627	Sun - Thu: 10:00 am – 11:00 pm Fri – Sat: 10:00 am – 1:00 am Closed first Tuesday of the month for monthly maintenance
Community Bank	226-4990 226-4070 for customer service	Bldg 320	M – Th: 9:00 am – 3:00 pm Fri and military paydays: 9:00 am – 5:00 pm Sat: 10:00 am – 1:00 pm
Community Center	226-4128	Bldg. 626	Mon – Thurs 9:00 am – 8:00 pm Game room: Tues - Thurs: 4:00 – 8:00 pm Fri: 4:00 pm – 6:00 pm Sat: 3:00 pm – 6:00 pm Teen hours: Fri – Sat: after 6:00 pm
USA Federal Credit Union	616-5412/5437	Bldg 320 W	M – F: 9:00 am – 4:00 pm
Fitness Center (Freedom)	226-9976	Bldg. 1962	M – F: 5:00 am – 10:00 pm Sat & Sun: 9:00 am – 5:00 pm
Fitness Center (Potter)	226-3982	Bldg. 622	6:00 am Sunday – 11:00 pm Friday Saturday: 6:00 am – 11:00 pm
Frame Shop	226-4371	Bldg. 628	M – F: 10:00 am – 6:00 pm Closed Sat & Sun.
Golf Course (Gosser Memorial)	616-2065	Bldg. 1464	Daily: 8:00 am – 5:00 pm
Graphics Shop	226-4279	Bldg. 628	M – F: 10:00 am – 6:00 pm Closed Sat & Sun.
ITT Travel	Local tours, ph 226-3555 Leisure travel, ph 226-9714	Bldg. 626	M – F: 9:00 am – 5:00 pm Sat: 10:00 am – 2:00 pm Closed Sun, Federal Holidays & 2 <sup>nd</sup> Wed. each month

Leftwich Park	Reservations: 226-9378	Near security hill	Daily dawn to dusk
Library	226-4083	Bldg. 629	Mon – Th: 10:00 am – 8:00 pm Fri – Sun: Noon – 6:00 pm Federal holidays: Noon – 5:00 pm
Lodging	FD: 222-0279 Reservations: 222-0282	Bldg. 670	24 hours, 7 days
Outdoor Recreation / Weasel’s Den	226-9378	Bldg. 973	Sun - Thu: 10:00 am – 7:00 pm Fri - Sat: 10:00 am – 9:00 pm Closed second Wed each month
Paintball/skeet & trap range	226-9378	Security hill	Mon – Thurs: Call for availability. Sat & Sun: 9:00am – 4:00 pm
Sales Store / Balloon Time	226-3786	Bldg. 645	M - Sat: 10:00 am – 6:00 pm
Services Auto Center (Pitt Stop Garage)	226-9486	Bldg. 965	Mon – Fri: 7:30 am – 5:00 pm Sat: 9:00 am – 4:00 pm Closed Sun & 2 <sup>nd</sup> Tues of each month
Ski Lodge (Land Memorial)	Reservations 226-9378	Bldg. 1482	
Thrift Shop	226-4447	Bldg. 540	Mon - Tues: 9:00 am – 1:00 pm Wed: 4:00 pm – 7:00 pm *hours subject to change
Veterinary Services	226-4502	Bldg. 1370	M, W, F: 8:00 am – 4:00 pm Tues. hours subject to change Thursday: Closed Closed weekends & Federal Holidays
Wood Shop	226-3786/4452	Bldg. 645	Tues - Fri: 12:00 pm – 8:00 pm Sat: 10:00 am – 6:00 pm Closed Sun & Mon

## 4. JAPANESE LANGUAGE AND CULTURE

### A. JAPANESE SURVIVAL TIPS

[Return to Table of Contents](#)

#### DO'S

**DO** go off-base as often as possible. Don't miss out on all Japan has to offer!

**DO** be considerate of other people at all times. The whole system of Japanese customs and courtesy is based on consideration of others.

**DO** try to learn as much of the Japanese language as possible. It's not nearly as difficult as you might imagine. A little language goes a long way in prompting friendship.

**DO** keep to the left, not only on the roads, but also on sidewalks, hallways and stairs. You will bump into people less often if you stay to the left.

**DO** try all kinds of Japanese food. You'll be surprised at how quickly you'll develop a taste for things you thought you wouldn't like.

**DO** pick up your bowl of miso soup and drink from the bowl. It is not considered ill-mannered in Japan.

**DO** learn how to use "hashi" (chop sticks). Anything can be eaten with hashi and you will become very proficient with a little practice.

#### DON'T

**DON'T** eat or drink while walking on the streets or in public places, except at festivals. It is considered very ill-mannered. When Japanese people buy food or drink at a stand, they either eat it at the stand, a designated eating area, or take it home.

**DON'T** talk loudly or play music loudly while walking on the streets or in public where you will disturb people.

**DON'T** be boisterous, horse around, use profanity, whistle or yell at a female, or otherwise attract unfavorable attention to yourself. Japanese people are very private.

**DON'T** show physical affection in public.

**DON'T** wear your shoes in Japanese homes and in some public places.

**DON'T** tip in Japan. On base, tip as you would in the United States.

### B. YEN RATE:

[Return to Table of Contents](#)

The yen rate currently fluctuates around 90-100 yen to 1 dollar. This makes it fairly easy to get a rough estimate of what something costs. 1000 yen equals approximately 10 dollars. Drop two zeros from the yen price and that's approximately the cost in dollars. Another example 1500 yen is approximately 15 dollars.

### C. JAPANESE LANGUAGE GUIDE

[Return to Table of Contents](#)

Pronunciation: Consonants are pronounced as in English. Pronounce vowels as follows: "a" as the "a" in father, "i" as the "e" in he, "u" as the "o" in to, "e" as the "e" in bed, and "o" as the owe. Vowels must be pronounced correctly to be understood. Break words into syllables clearly and with an even accent.

Good Morning ..... Ohayo gozaimasu  
Good afternoon..... Kon nichu wa

Thank you.....Domo arigato  
You're welcome ..... Do itashimaste

Good Evening ..... Kon ban wa  
 Good-bye ..... Sayonara  
 Hello (telephone) ..... Moshi Moshi  
 What is this? (that?) ..... Kore (are) wa nan desu ka?

Yes ..... Hai  
 No ..... Iie  
 Excuse Me ..... Sumimasan  
 Where can I buy? ..... Doko de kae masuka

How are you? ..... Genki desu ka?  
 What is your name? ..... Onemamae wa nan desu ka?

I'm sorry ..... Gomen nasai  
 Do you understand ..... Wakarimasu ka?

I'm fine, thank you ..... Hai, genki desu, domo  
 Please ..... Dozo

I don't understand ..... Wakarimasen

Do you speak English? ..... Eigo o hanashi masu ka?  
 Let me introduce ..... o goshokai shima su.  
 I'm pleased to meet you ..... Dozo yoroshiku.


What time is it now? ..... Ima nanji desu ka?

How much is this? ..... Kore wa ikura desu ka?  
 Please give me change. .... Ryogae o shite kudasai.

Please help me ..... Tasuketa kudasai  
 I have lost my \_\_\_\_\_ o nakushimashiti  
 Wallet/purse ..... Saifu  
 Woman's Purse ..... Handobaggu  
 Umbrella ..... Kasa



Where is the \_\_\_\_\_? ..... doko desu ka?  
 Hospital ..... Byion  
 Fire station ..... Shobosho  
 Military base ..... Kichi  
 Train Station ..... Eki  
 Bank ..... Ginko  
 Telephone ..... Denwa



Is it near? ..... Chikai desu ka?  
 Is it far? ..... Toi desu ka?

## **D. EATING OUT**

[Return to Table of Contents](#)

Arriving in a strange new country can be a harrowing experience no matter how much you've looked forward to it. If you're a newcomer to Japan, we'd like to help you get started on the right foot. We've gathered some information about the food and language that we think will be helpful to you.

### **DINING OUT**

In department store and some other restaurants, you must buy tickets for your food before you sit down. Wax models of the foods are usual located at the entrance. After making your selection, tell it to the cashier. You will pay at this time and the cashier will give you tickets. If you can't read the name of your selection, ask the cashier to follow you to the display case and point to what you want. The waiter will tear your tickets in half and bring your items when they are ready

Some useful phrases:

Please give me a fork ..... (Fooku o kudasai.)  
 Please give me a spoon ..... (Supuun o kudasai.)  
 Please give me (a glass of) water ..... (Omizu o kudasai.)  
 Coffee ..... (Koohii)  
 Coca cola ..... (Kohka kora)  
 Black tea ..... (Koocha)  
 Green tea ..... (Ocha)

Note- Japanese (green) tea is usually available free for the asking in many restaurants. Other beverages can be quite expensive. Ocha is drunk unsweetened.

#### WHAT'S ON THE MENU?

We've listed some foods which you might like to try when you first arrive. The name of each in Roman letters and Japanese characters to help you recognize it on a menu or food display. Enjoy!

Gohan (rice, ご飯, ごはん) – Plain, steamed rice

Chaanan (fried rice, 炒飯, チャーハン) – rice fried with onions, vegetables and sometimes meat

Karee-raisu (curry rice, カレーライス) – Steamed rice with a curry sauce over it, containing various meats or seafood, and usually vegetables.

Tempura (天ぷら, てんぷら) – Shrimp and vegetables coated with a batter and deep-fried. Served with a dipping sauce.

Tendon (天丼) – A bowl of rice with deep-fried shrimp and/or fish. A thin sauce is poured over also that the shrimp are not as crispy as in Tempura. This usually comes with a bowl of broth soup and a small dish of pickled vegetables.

Yakisoba (Fried noodles, 焼きそば, やきそば) - Soft Chinese noodles fried with onions, cabbage, carrots and meat of seafood, flavored with soy sauce or a lightly sweeter sauce.

Sukiyaki (すき焼, すきやき) – Cooked at your table, this dish can fairly expensive. Thin slices of beef and vegetables are cooked in a mixture of soy sauce, sake and sugar. A raw egg is provided with each dinner. Mix it up a bit and dip your meat and vegetables into it before eating them.

Gyoza (餃子, ぎょうざ) – Crescent-shaped Chinese pastries filled with ground pork, cabbage and green onions. Many people prefer them fried, but they can be boiled or steamed. Dip into a mixture of sesame seed oil, vinegar, and hot pepper.

Yakitori (焼き鳥, やきとり) – A snack consisting of small pieces of chicken (can include skin and liver) dipped into a sauce and then grilled on skewers over charcoal.

Tonkatsu (トンカツ, とんかつ) – (pork cutlet) A deep-fried breaded pork cutlet, usually served with finely shredded cabbage. This meal might also include a potato salad or slice of tomato.

Sushi/Sashimi (寿司, すし/刺身, さしみ) – Sushi refers to slices of very fresh raw fish, placed on or in balls of vinegared rice, sometimes wrapped in seaweed. This is picked up with fingers or chopsticks and dipped in soy sauce before eating. Fresh raw fish served alone in thin slices artfully arranged on a plate is called sashimi.

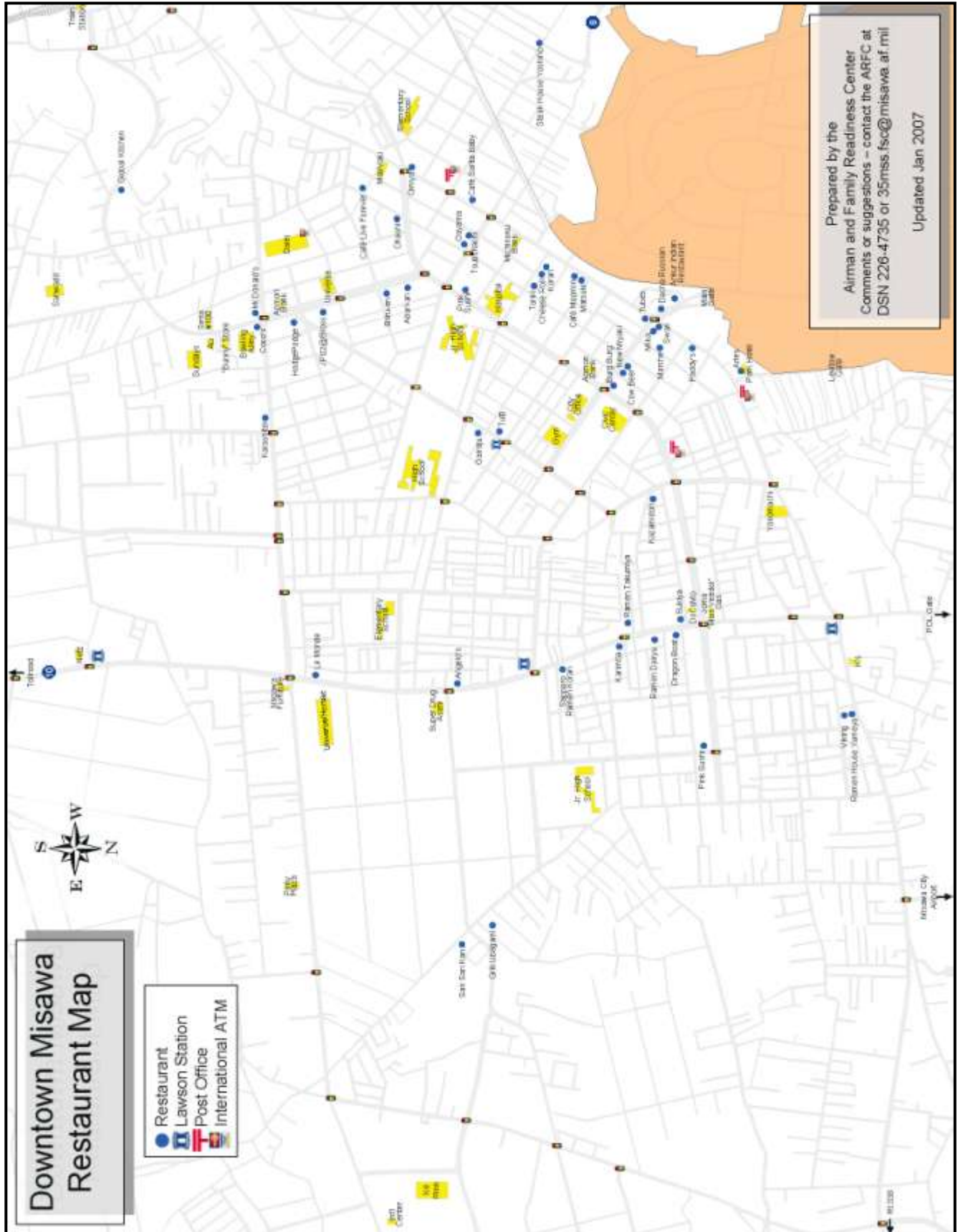
Udon/Soba (うどん/そば) – Udon refers to noodles made of white flour which comes in several shapes, from thin and round like vermicelli to flat and thick like macaroni. Soba refers to noodles made of darker buckwheat flour and generally the shape of ordinary spaghetti. Both can be served hot or cold, with a tasty broth.

Oden (おでん) - Japanese enjoy a dish which was developed 250 years ago. It consists of fish, bean curd, bamboo shoots, eggs, and various combinations of fish-paste covered vegetables simmered in a soup stock made of dashi, chicken broth, seaweed, etc.

ENJOY THE TASTES OF JAPAN!

## 5. Restaurant Map

[Return to Table of Contents](#)



**Welcome Package Survey**  
**Airman and Family Readiness Center, DSN 226-4735**

Please take a few minutes to let us know if this Welcome Package met your needs as you prepared for your relocation to Misawa. We welcome and encourage feedback that assists us in our efforts to continually improve.

<b>1. Did you use the “Frequently Used Resources” on page 10 and were the links current and helpful?</b>						
	<b>Outstanding</b> <input type="checkbox"/>	<b>Excellent</b> <input type="checkbox"/>	<b>Good</b> <input type="checkbox"/>	<b>Fair</b> <input type="checkbox"/>	<b>Poor</b> <input type="checkbox"/>	<b>N/A</b> <input type="checkbox"/>
<b>Comments:</b>						
<b>2. Using the Table of Contents on page 2, was it easy to find the information you needed?</b>						
	<b>Outstanding</b> <input type="checkbox"/>	<b>Excellent</b> <input type="checkbox"/>	<b>Good</b> <input type="checkbox"/>	<b>Fair</b> <input type="checkbox"/>	<b>Poor</b> <input type="checkbox"/>	<b>N/A</b> <input type="checkbox"/>
<b>Comments:</b>						
<b>3. Did you find all the information you needed to make your relocation a success, either directly in this package or in one of the referral resources listed?</b>						
	<b>Outstanding</b> <input type="checkbox"/>	<b>Excellent</b> <input type="checkbox"/>	<b>Good</b> <input type="checkbox"/>	<b>Fair</b> <input type="checkbox"/>	<b>Poor</b> <input type="checkbox"/>	<b>N/A</b> <input type="checkbox"/>
<b>4. What is your overall rating of this Welcome Package?</b>						
	<b>Outstanding</b> <input type="checkbox"/>	<b>Excellent</b> <input type="checkbox"/>	<b>Good</b> <input type="checkbox"/>	<b>Fair</b> <input type="checkbox"/>	<b>Poor</b> <input type="checkbox"/>	<b>N/A</b> <input type="checkbox"/>
<i>What did you like?:</i>						
<i>What needs improvement?:</i>						
<p><b>Please remove this survey from your package and return it to the Airman and Family Readiness Center by dropping it off after your arrival at the Airman and Family Readiness Center, Torii Bldg. 656, 1<sup>st</sup> Floor or mail it to:</b></p> <p><b>35 FSS/FSFR</b>  <b>Unit 5021 Box 30</b>  <b>APO AP 96319</b></p> <p><b>Thank you for your assistance!</b></p>						